







ASIsafe compact module K45F digital safety, 2 F-DI/2 DQ, IP67 2 x input for mechanical sensors 2 x standard output 24 V DC Output supply from U\_ASI 4 x M12 socket Mounting plate 3RK1901-2EA00 or 3RK1901-2DA00 must be ordered separately

General technical data		
design of the product		Safe compact module K45F, 2F-DI/2DO
protocol is supported AS-Interface protocol		Yes
type of electrical connection of the inputs and outputs		M12 screw terminals
reference code according to DIN 40719 extended according to IEC 204-2 according to IEC 750		A
reference code according to EN 61346-2		A
Inputs		
number of digital inputs safety-related		2
input current at digital input for signal <1> minimum	mA	5
design of the pin assignment of the inputs		special assignement
Outputs		
number of digital outputs		2
type of voltage of output voltages		DC
output current at digital output for signal <1> rated value	A	0.15
type of switching output		solid state
design of the pin assignment of the outputs		standard assignement
property of the output short-circuit proof		Yes
Ambient conditions		
ambient temperature		
• during operation	°C	-25 ... +70
• during storage	°C	-40 ... +85
protection class IP		IP67
Mechanical data		
width	mm	45
height	mm	80
depth	mm	34
fastening method		standard rail mounting/wall mounting using mounting plate for K45 compact module
Certificates/ approvals		
General Product Approval	EMV	Maritime application
		
		
		
Maritime application	other	Environment



Further information

Information on the packaging

<https://support.industry.siemens.com/cs/ww/en/view/109813875>

Information for data generation and storage

<https://support.industry.siemens.com/cs/ww/en/view/109995012>

Information- and Downloadcenter (Catalogs, Brochures,...)

<https://www.siemens.com/ic10>

Industry Mall (Online ordering system)

<https://mall.industry.siemens.com/mall/en/en/Catalog/product?mlfb=3RK1405-0BQ20-0AA3>

Cax online generator

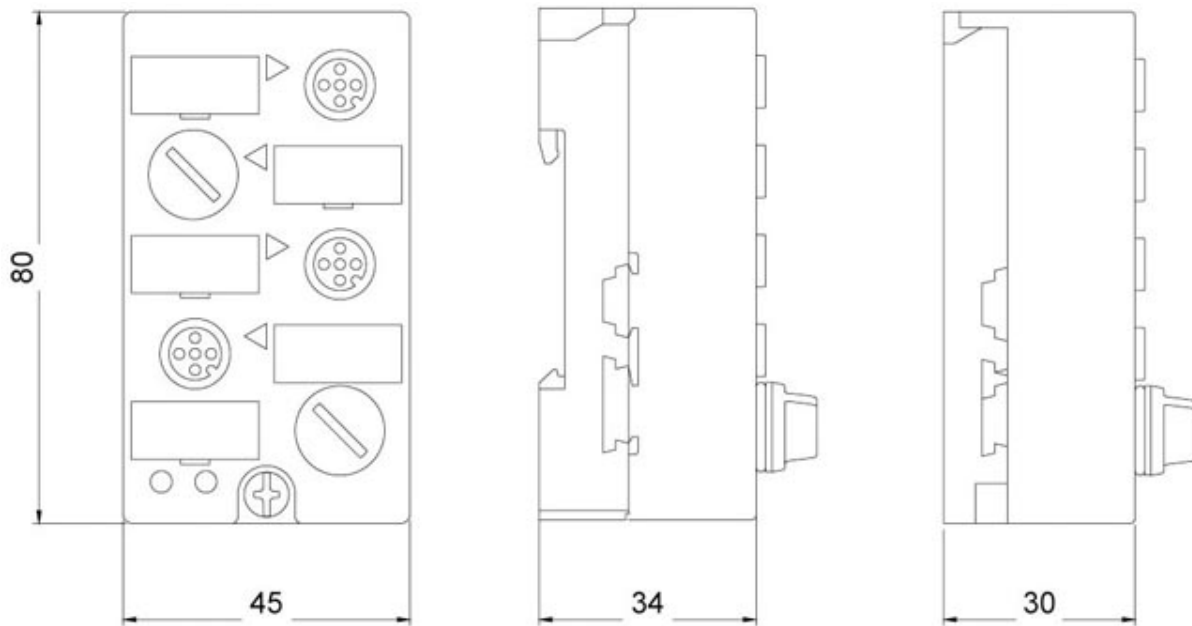
<https://support.automation.siemens.com/WW/CAXorder/default.aspx?lang=en&mlfb=3RK1405-0BQ20-0AA3>

Service&Support (Manuals, Certificates, Characteristics, FAQs,...)

<https://support.industry.siemens.com/cs/ww/en/ps/3RK1405-0BQ20-0AA3>

Image database (product images, 2D dimension drawings, 3D models, device circuit diagrams, EPLAN macros, ...)

[https://www.automation.siemens.com/bilddb/cax\\_de.aspx?mlfb=3RK1405-0BQ20-0AA3&lang=en](https://www.automation.siemens.com/bilddb/cax_de.aspx?mlfb=3RK1405-0BQ20-0AA3&lang=en)



last modified:

4/1/2025