



contactor relay, 6 NO + 2 NC, 48 V DC, ring cable lug connection, frame size S00, captive auxiliary switch,

<b>product brand name</b>	SIRIUS
<b>product designation</b>	Auxiliary contactor
<b>product type designation</b>	3RH2
<b>General technical data</b>	
<b>size of contactor</b>	S00
product extension auxiliary switch	No
power loss [W] for rated value of the current without load current share typical	4 W
insulation voltage with degree of pollution 3 at AC rated value	690 V
<b>degree of pollution</b>	3
<b>surge voltage resistance rated value</b>	6 kV
<b>shock resistance at rectangular impulse</b>	
• at DC	10 g / 5 ms, 5 g / 10 ms
<b>shock resistance with sine pulse</b>	
• at DC	15 g / 5 ms, 8 g / 10 ms
<b>mechanical service life (operating cycles)</b>	
• of contactor typical	10 000 000
<b>reference code according to IEC 81346-2</b>	K
<b>Substance Prohibitance (day/month/year)</b>	10/01/2009
<b>SVHC substance name</b>	2-(2H-benzotriazol-2-yl)-4-(1,1,3,3-tetramethylbutyl)phenol (UV-329) CAS-No. 3147-75-9
<b>Net Weight</b>	0.33 g
<b>Ambient conditions</b>	
installation altitude at height above sea level maximum	2 000 m
<b>ambient temperature</b>	
• during operation	-25 ... +60 °C
• during storage	-55 ... +80 °C
<b>relative humidity minimum</b>	10 %
<b>relative humidity at 55 °C according to IEC 60068-2-30 maximum</b>	95 %
<b>Main circuit</b>	
<b>no-load switching frequency</b>	
• at AC	10 000 1/h
• at DC	10 000 1/h
<b>Control circuit/ Control</b>	
<b>type of voltage of the control supply voltage</b>	DC
<b>control supply voltage at DC rated value</b>	48 V
<b>operating range factor control supply voltage rated value of magnet coil at DC</b>	
• initial value	0.8

● full-scale value	1.1
<b>closing power of magnet coil at DC</b>	4 W
<b>holding power of magnet coil at DC</b>	4 W
<b>closing delay</b>	
● at DC	30 ... 100 ms
<b>opening delay</b>	
● at DC	7 ... 13 ms
<b>arcing time</b>	10 ... 15 ms
<b>Auxiliary circuit</b>	
<b>number of NC contacts for auxiliary contacts</b>	2
● instantaneous contact	2
<b>number of NO contacts for auxiliary contacts</b>	6
● instantaneous contact	6
<b>identification number and letter for switching elements</b>	62 E
operational current at AC-12 maximum	10 A
<b>operational current at AC-15</b>	
● at 230 V rated value	6 A
● at 400 V rated value	3 A
● at 500 V rated value	2 A
● at 690 V rated value	1 A
<b>operational current at 1 current path at DC-12</b>	
● at 24 V rated value	10 A
● at 60 V rated value	6 A
● at 110 V rated value	3 A
● at 220 V rated value	1 A
● at 440 V rated value	0.3 A
● at 600 V rated value	0.15 A
<b>operational current with 2 current paths in series at DC-12</b>	
● at 24 V rated value	10 A
● at 60 V rated value	10 A
● at 110 V rated value	4 A
● at 220 V rated value	2 A
● at 440 V rated value	1.3 A
● at 600 V rated value	0.65 A
<b>operational current with 3 current paths in series at DC-12</b>	
● at 24 V rated value	10 A
● at 60 V rated value	10 A
● at 110 V rated value	10 A
● at 220 V rated value	3.6 A
● at 440 V rated value	2.5 A
● at 600 V rated value	1.8 A
<b>operating frequency at DC-12 maximum</b>	1 000 1/h
<b>operational current at 1 current path at DC-13</b>	
● at 24 V rated value	6 A
● at 60 V rated value	2 A
● at 110 V rated value	1 A
● at 220 V rated value	0.3 A
● at 440 V rated value	0.14 A
● at 600 V rated value	0.1 A
<b>operational current with 2 current paths in series at DC-13</b>	
● at 24 V rated value	10 A
● at 60 V rated value	3.5 A
● at 110 V rated value	1.3 A
● at 220 V rated value	0.9 A
● at 440 V rated value	0.2 A
● at 600 V rated value	0.1 A
<b>operational current with 3 current paths in series at DC-13</b>	
● at 24 V rated value	10 A
● at 60 V rated value	4.7 A

<ul style="list-style-type: none"> <li>• at 110 V rated value</li> <li>• at 220 V rated value</li> <li>• at 440 V rated value</li> <li>• at 600 V rated value</li> </ul>	3 A 1.2 A 0.5 A 0.26 A
<b>operating frequency at DC-13 maximum</b>	1 000 1/h
<b>contact reliability of auxiliary contacts</b>	1 faulty switching per 100 million (17 V, 1 mA)
<b>UL/CSA ratings</b>	
<b>contact rating of auxiliary contacts according to UL</b>	A600 / Q600
<b>Short-circuit protection</b>	
design of the miniature circuit breaker for short-circuit protection of the auxiliary circuit up to 230 V	C characteristic: 10 A; 0.4 kA
design of the fuse link for short-circuit protection of the auxiliary switch required	gG: 10 A (690 V, 1 kA)
<b>Installation/ mounting/ dimensions</b>	
<b>mounting position</b>	+/-180° rotation possible on vertical mounting surface; can be tilted forward and backward by +/- 22.5° on vertical mounting surface
<b>fastening method</b>	screw and snap-on mounting onto 35 mm DIN rail
<b>height</b>	57.5 mm
<b>width</b>	45 mm
<b>depth</b>	117 mm
<b>required spacing</b>	
<ul style="list-style-type: none"> <li>• with side-by-side mounting               <ul style="list-style-type: none"> <li>— forwards</li> <li>— upwards</li> <li>— downwards</li> <li>— at the side</li> </ul> </li> <li>• for grounded parts               <ul style="list-style-type: none"> <li>— forwards</li> <li>— upwards</li> <li>— at the side</li> <li>— downwards</li> </ul> </li> <li>• for live parts               <ul style="list-style-type: none"> <li>— forwards</li> <li>— upwards</li> <li>— downwards</li> <li>— at the side</li> </ul> </li> </ul>	10 mm 10 mm 10 mm 0 mm  10 mm 10 mm 6 mm 10 mm  10 mm 10 mm 10 mm 6 mm
<b>Connections/ Terminals</b>	
type of electrical connection for auxiliary and control circuit	ring terminal lug connection
<b>Safety related data</b>	
<b>product function</b>	
<ul style="list-style-type: none"> <li>• positively driven operation according to IEC 60947-5-1</li> <li>• suitable for safety function</li> </ul>	Yes Yes
suitability for use safety-related switching OFF	Yes
<b>service life maximum</b>	20 a
<b>proportion of dangerous failures</b>	
<ul style="list-style-type: none"> <li>• with low demand rate according to SN 31920</li> <li>• with high demand rate according to SN 31920</li> </ul>	40 % 73 %
<b>B10 value with high demand rate according to SN 31920</b>	1 000 000; With 0.3 x Ie
<b>failure rate [FIT] with low demand rate according to SN 31920</b>	100 FIT
<b>ISO 13849</b>	
<b>device type according to ISO 13849-1</b>	3
<b>overdimensioning according to ISO 13849-2 necessary</b>	Yes
<b>IEC 61508</b>	
<b>safety device type according to IEC 61508-2</b>	Type A
<b>Electrical Safety</b>	
<b>protection class IP on the front according to IEC 60529</b>	IP00
<b>Approvals Certificates</b>	
<b>Environmental Product Declaration</b>	
<ul style="list-style-type: none"> <li>• global warming potential [CO2 eq] / during manufacturing</li> </ul>	1.57 kg

- global warming potential [CO2 eq] / during operation 132 kg
- global warming potential [CO2 eq] / after end of life -0.2 kg
- global warming potential [CO2 eq] / total 133 kg

Environment	General Product Approval				
-------------	--------------------------	--	--	--	--

[Environmental Confirmations](#)



General Product Approval	EMV	Functional Safety	
--------------------------	-----	-------------------	--



[Type Examination Certificate](#)

Test Certificates	Maritime application				
-------------------	----------------------	--	--	--	--

[Special Test Certificate](#)

[Type Test Certificates/Test Report](#)



Maritime application	other				
----------------------	-------	--	--	--	--



[Confirmation](#)

[Miscellaneous](#)



Railway	Dangerous goods				
---------	-----------------	--	--	--	--

[Special Test Certificate](#)

[Transport Information](#)

Further information
---------------------

Information on the packaging

<https://support.industry.siemens.com/cs/ww/en/view/109813875>

Information for data generation and storage

<https://support.industry.siemens.com/cs/ww/en/view/109995012>

Information- and Downloadcenter (Catalogs, Brochures,...)

<https://www.siemens.com/ic10>

Industry Mall (Online ordering system)

<https://mall.industry.siemens.com/mall/en/en/Catalog/product?mlfb=3RH2262-4BW40>

Service&Support (Manuals, Certificates, Characteristics, FAQs,...)

<https://support.industry.siemens.com/cs/ww/en/ps/3RH2262-4BW40>

Image database (product images, 2D dimension drawings, 3D models, device circuit diagrams, EPLAN macros, ...)

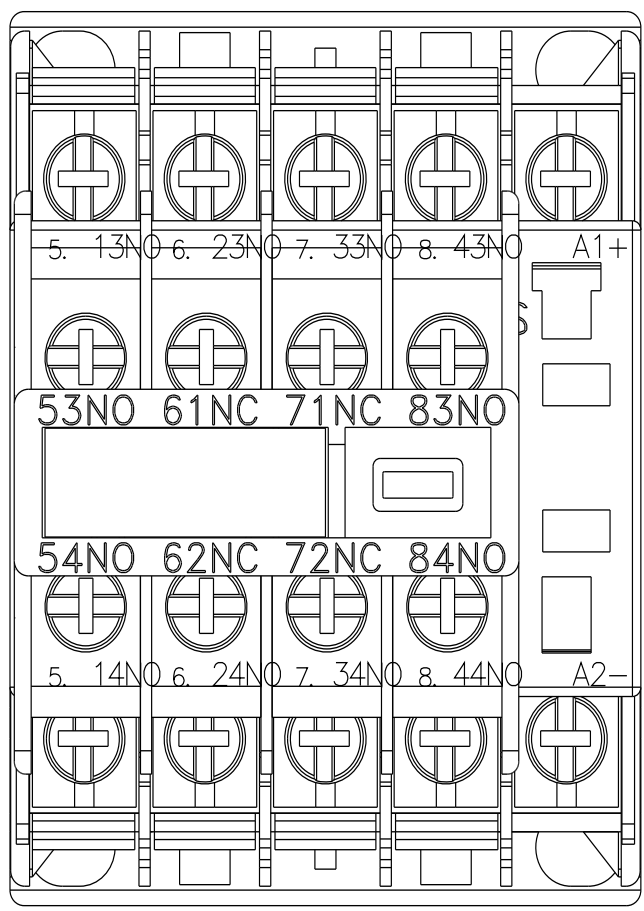
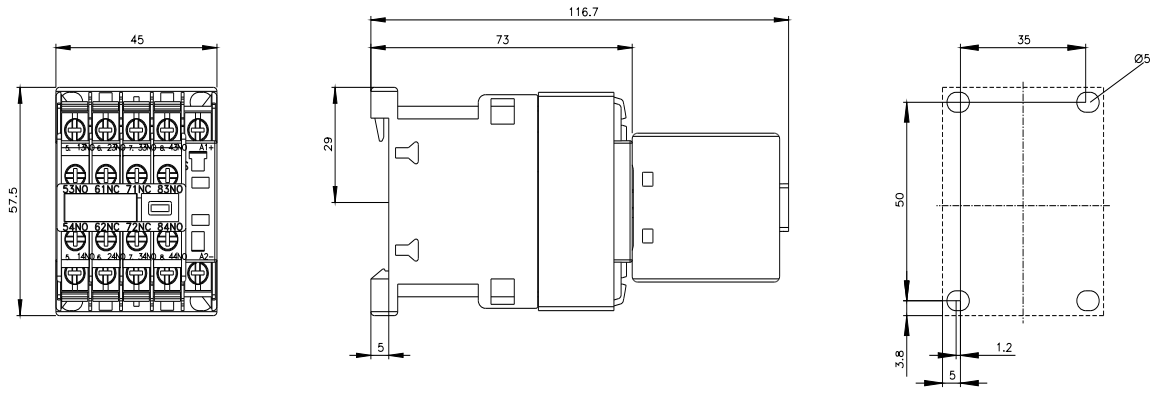
[https://www.automation.siemens.com/bilddb/cax\\_de.aspx?mlfb=3RH2262-4BW40&lang=en](https://www.automation.siemens.com/bilddb/cax_de.aspx?mlfb=3RH2262-4BW40&lang=en)

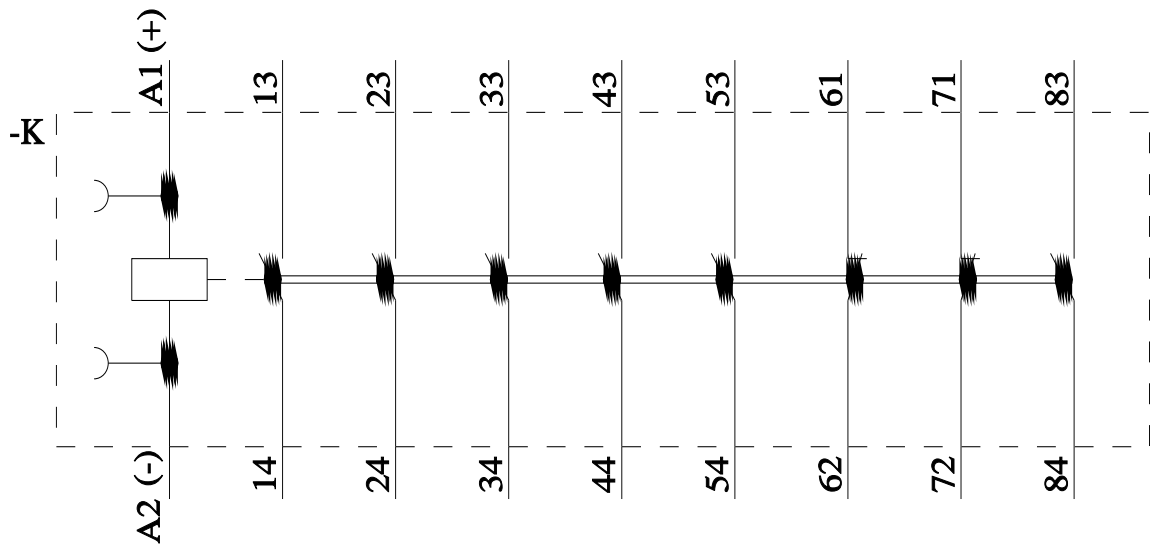
Cax online generator

<https://support.automation.siemens.com/WW/CAXorder/default.aspx?lang=en&mlfb=3RH2262-4BW40>

Characteristic curves

[https://curves.simaris.siemens.com/curves/<mmp\\_prod\\_noCOMP="HAUPT"></mmp\\_prod\\_no>](https://curves.simaris.siemens.com/curves/<mmp_prod_noCOMP=)





last modified:

4/9/2026 