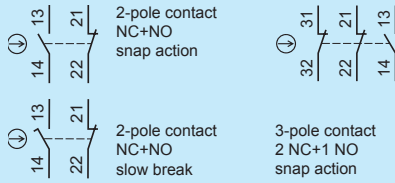


XCKJ

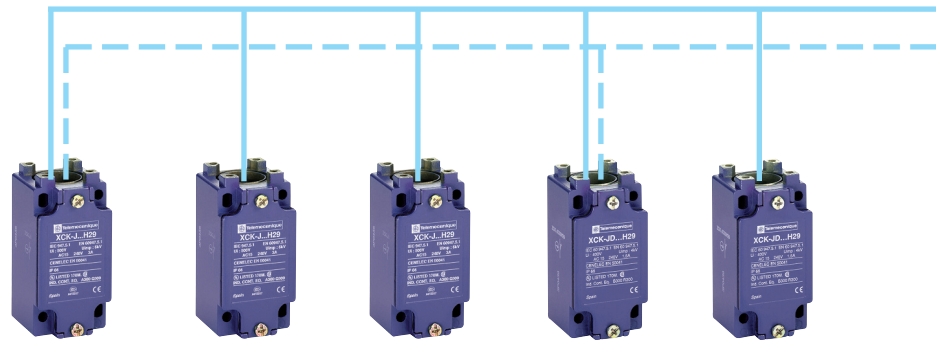


Type XCKJ metal, mounted body, conforming to standard EN 50041

| Type of operator | Metal end plunger | Steel roller plunger | Thermoplastic roller lever | Steel roller lever | Variable length thermoplastic roller lever | Polyamide Ø 6 mm rod lever 200 mm |
|--|--|----------------------|----------------------------|--------------------|--|-----------------------------------|
| Mechanical durability (millions of operating cycles) (2) | 30 | 25 | 30 | 30 | 30 | 30 |
| Actuation speed (in m/s) | 0.5 | 1 | 1.5 | 1.5 | 1.5 | 1.5 |
| Product certification | CE, UL, CSA, CCC, GOST, C-TICK, BV | | | | | |
| Degree of protection conforming to IEC 60529 | IP667 | | | | | |
| Rated operational characteristics (conforming to EN IEC 60947-5-1) | AC-15; A300 (Ue = 240 V, Ie = 3 A) / DC-13; Q300 (Ue = 250 V, Ie = 0.27 A) | | | | | |
| Cable entry (1) | 1 tapped entry for 1/2"-14 NPT conduit entry | | | | | |
| Mounting centers: mm (in.) | 30 x 60 (1.18 x 2.36) | | | | | |
| Body dimensions, W x D x H: mm (in.) | 40 x 44 x 77 (1.58 x 1.73 x 3.03) | | | | | |

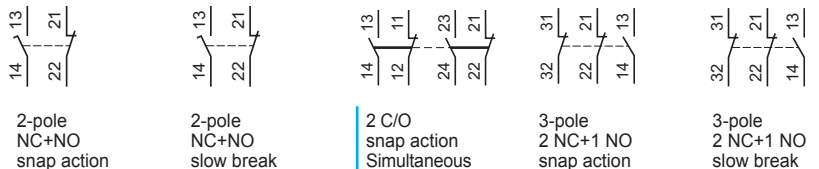
| Complete switch | 1/2"-14 NPT | 2-pole NC+NO snap action | ⊕ XCKJ161H7 | ⊕ XCKJ167H7 | ⊕ XCKJ10511H7 | ⊕ XCKJ10513H7 | XCKJ10541H7 | XCKJ10559H7 |
|--------------------|-------------|--|-------------|-------------|---------------|---------------|-------------|-------------|
| | | 2-pole NC+NO break before make, slow break | ⊕ XCKJ561H7 | ⊕ XCKJ567H7 | ⊕ XCKJ50511H7 | ⊕ XCKJ50513H7 | XCKJ50541H7 | XCKJ50559H7 |
| Pg 13.5 | | 2-pole NC+NO snap action | ⊕ XCKJ161 | ⊕ XCKJ167 | ⊕ XCKJ10511 | ⊕ XCKJ10513 | XCKJ10541 | XCKJ10559 |
| M12 (5 pin) | | 2-pole NC+NO snap action | ⊕ XCKJ161D | ⊕ XCKJ167D | ⊕ XCKJ10511D | ⊕ XCKJ10513D | XCKJ10541D | XCKJ10559D |

Industrial—XCKJ, Customized assembly—Body/contact sub-assemblies



Type XCKJ metal, 1 cable entry

Type of contact



| Cable entry (1) | 1 tapped entry or M12 connector entry | | | | | |
|-------------------------|---------------------------------------|-------------|-------------|----------|--------------|--------------|
| Body with contact block | 1/2"-14 NPT | ⊕ ZCKJ1H7 | ⊕ ZCKJ5H7 | ZCKJ2H7 | ⊕ ZCKJD39H7 | ⊕ ZCKJD37H7 |
| | Pg 13.5 | ⊕ ZCKJ1 | ⊕ ZCKJ5 | ZCKJ2 | ⊕ ZCKJD39 | ⊕ ZCKJD37 |
| | M20 | ⊕ ZCKJ1H29 | ⊕ ZCKJ5H29 | ZCKJ2H29 | ⊕ ZCKJD39H29 | ⊕ ZCKJD37H29 |
| | M12 (5 pin) | ⊕ ZCKJ1D | ⊕ ZCKJ5D | - | - | - |
| Contact block only | | ⊕ XE2SP2151 | ⊕ XE2NP2151 | - | ⊕ XE3SP2141 | ⊕ XE3NP2141 |

(1) For M20 x 1.5mm conduit entry, change suffix H7 to H29. Example: XCKJ161H7 becomes XCKJ161H29.

(2) Depending on the application.

⊕ Positive opening operation.