



contactor relay, 7 NO + 1 NC, 220 V AC, 50 Hz / 240 V, 60 Hz, screw terminal, frame size S00, captive auxiliary switch

product brand name	SIRIUS
product designation	Auxiliary contactor
product type designation	3RH2
<b>General technical data</b>	
size of contactor	S00
product extension auxiliary switch	No
power loss [W] for rated value of the current without load current share typical	1.43 W
insulation voltage with degree of pollution 3 at AC rated value	690 V
degree of pollution	3
surge voltage resistance rated value	6 kV
shock resistance at rectangular impulse	
• at AC	7,3 g / 5 ms, 4,7 g / 10 ms
shock resistance with sine pulse	
• at AC	11,4 g / 5 ms, 7,3 g / 10 ms
mechanical service life (operating cycles)	
• of contactor typical	10 000 000
reference code according to IEC 81346-2	K
Substance Prohibitance (day/month/year)	10/01/2009
SVHC substance name	2-(2H-benzotriazol-2-yl)-4-(1,1,3,3-tetramethylbutyl)phenol (UV-329) CAS-No. 3147-75-9
Net Weight	0.292 kg
<b>Ambient conditions</b>	
installation altitude at height above sea level maximum	2 000 m
ambient temperature	
• during operation	-25 ... +60 °C
• during storage	-55 ... +80 °C
relative humidity minimum	10 %
relative humidity at 55 °C according to IEC 60068-2-30 maximum	95 %
<b>Main circuit</b>	
no-load switching frequency	
• at AC	10 000 1/h
• at DC	10 000 1/h
<b>Control circuit/ Control</b>	
type of voltage of the control supply voltage	AC
control supply voltage at AC	
• at 50 Hz rated value	220 V
• at 60 Hz rated value	240 V
control supply voltage frequency	

<ul style="list-style-type: none"> <li>• 1 rated value</li> </ul>	50 Hz
<ul style="list-style-type: none"> <li>• 2 rated value</li> </ul>	60 Hz
<b>operating range factor control supply voltage rated value of magnet coil at AC</b>	
<ul style="list-style-type: none"> <li>• at 50 Hz</li> </ul>	0.8 ... 1.1
<ul style="list-style-type: none"> <li>• at 60 Hz</li> </ul>	0.85 ... 1.1
<b>apparent pick-up power of magnet coil at AC</b>	37 VA
<b>inductive power factor with closing power of the coil</b>	0.8
<b>apparent holding power of magnet coil at AC</b>	5.7 VA
<b>inductive power factor with the holding power of the coil</b>	0.25
<b>closing delay</b>	
<ul style="list-style-type: none"> <li>• at AC</li> </ul>	8 ... 33 ms
<b>opening delay</b>	
<ul style="list-style-type: none"> <li>• at AC</li> </ul>	4 ... 15 ms
<b>arcing time</b>	10 ... 15 ms
<b>Auxiliary circuit</b>	
<b>number of NC contacts for auxiliary contacts</b>	1
<ul style="list-style-type: none"> <li>• instantaneous contact</li> </ul>	1
<b>number of NO contacts for auxiliary contacts</b>	7
<ul style="list-style-type: none"> <li>• instantaneous contact</li> </ul>	7
<b>identification number and letter for switching elements</b>	71 E
operational current at AC-12 maximum	10 A
<b>operational current at AC-15</b>	
<ul style="list-style-type: none"> <li>• at 230 V rated value</li> </ul>	6 A
<ul style="list-style-type: none"> <li>• at 400 V rated value</li> </ul>	3 A
<ul style="list-style-type: none"> <li>• at 500 V rated value</li> </ul>	2 A
<ul style="list-style-type: none"> <li>• at 690 V rated value</li> </ul>	1 A
<b>operational current at 1 current path at DC-12</b>	
<ul style="list-style-type: none"> <li>• at 24 V rated value</li> </ul>	10 A
<ul style="list-style-type: none"> <li>• at 60 V rated value</li> </ul>	6 A
<ul style="list-style-type: none"> <li>• at 110 V rated value</li> </ul>	3 A
<ul style="list-style-type: none"> <li>• at 220 V rated value</li> </ul>	1 A
<ul style="list-style-type: none"> <li>• at 440 V rated value</li> </ul>	0.3 A
<ul style="list-style-type: none"> <li>• at 600 V rated value</li> </ul>	0.15 A
<b>operational current with 2 current paths in series at DC-12</b>	
<ul style="list-style-type: none"> <li>• at 24 V rated value</li> </ul>	10 A
<ul style="list-style-type: none"> <li>• at 60 V rated value</li> </ul>	10 A
<ul style="list-style-type: none"> <li>• at 110 V rated value</li> </ul>	4 A
<ul style="list-style-type: none"> <li>• at 220 V rated value</li> </ul>	2 A
<ul style="list-style-type: none"> <li>• at 440 V rated value</li> </ul>	1.3 A
<ul style="list-style-type: none"> <li>• at 600 V rated value</li> </ul>	0.65 A
<b>operational current with 3 current paths in series at DC-12</b>	
<ul style="list-style-type: none"> <li>• at 24 V rated value</li> </ul>	10 A
<ul style="list-style-type: none"> <li>• at 60 V rated value</li> </ul>	10 A
<ul style="list-style-type: none"> <li>• at 110 V rated value</li> </ul>	10 A
<ul style="list-style-type: none"> <li>• at 220 V rated value</li> </ul>	3.6 A
<ul style="list-style-type: none"> <li>• at 440 V rated value</li> </ul>	2.5 A
<ul style="list-style-type: none"> <li>• at 600 V rated value</li> </ul>	1.8 A
<b>operating frequency at DC-12 maximum</b>	1 000 1/h
<b>operational current at 1 current path at DC-13</b>	
<ul style="list-style-type: none"> <li>• at 24 V rated value</li> </ul>	6 A
<ul style="list-style-type: none"> <li>• at 60 V rated value</li> </ul>	2 A
<ul style="list-style-type: none"> <li>• at 110 V rated value</li> </ul>	1 A
<ul style="list-style-type: none"> <li>• at 220 V rated value</li> </ul>	0.3 A
<ul style="list-style-type: none"> <li>• at 440 V rated value</li> </ul>	0.14 A
<ul style="list-style-type: none"> <li>• at 600 V rated value</li> </ul>	0.1 A
<b>operational current with 2 current paths in series at DC-13</b>	
<ul style="list-style-type: none"> <li>• at 24 V rated value</li> </ul>	10 A
<ul style="list-style-type: none"> <li>• at 60 V rated value</li> </ul>	3.5 A

<ul style="list-style-type: none"> <li>• at 110 V rated value</li> <li>• at 220 V rated value</li> <li>• at 440 V rated value</li> <li>• at 600 V rated value</li> </ul>	1.3 A 0.9 A 0.2 A 0.1 A
<b>operational current with 3 current paths in series at DC-13</b>	
<ul style="list-style-type: none"> <li>• at 24 V rated value</li> <li>• at 60 V rated value</li> <li>• at 110 V rated value</li> <li>• at 220 V rated value</li> <li>• at 440 V rated value</li> <li>• at 600 V rated value</li> </ul>	10 A 4.7 A 3 A 1.2 A 0.5 A 0.26 A
<b>operating frequency at DC-13 maximum</b>	1 000 1/h
<b>contact reliability of auxiliary contacts</b>	1 faulty switching per 100 million (17 V, 1 mA)
<b>UL/CSA ratings</b>	
<b>contact rating of auxiliary contacts according to UL</b>	A600 / Q600
<b>Short-circuit protection</b>	
design of the miniature circuit breaker for short-circuit protection of the auxiliary circuit up to 230 V	C characteristic: 10 A; 0.4 kA
design of the fuse link for short-circuit protection of the auxiliary switch required	gG: 10 A (690 V, 1 kA)
<b>Installation/ mounting/ dimensions</b>	
<b>mounting position</b>	+/-180° rotation possible on vertical mounting surface; can be tilted forward and backward by +/- 22.5° on vertical mounting surface
<b>fastening method</b>	screw and snap-on mounting onto 35 mm DIN rail
<b>height</b>	57.5 mm
<b>width</b>	45 mm
<b>depth</b>	117 mm
<b>required spacing</b>	
<ul style="list-style-type: none"> <li>• with side-by-side mounting               <ul style="list-style-type: none"> <li>— forwards</li> <li>— upwards</li> <li>— downwards</li> <li>— at the side</li> </ul> </li> <li>• for grounded parts               <ul style="list-style-type: none"> <li>— forwards</li> <li>— upwards</li> <li>— at the side</li> <li>— downwards</li> </ul> </li> <li>• for live parts               <ul style="list-style-type: none"> <li>— forwards</li> <li>— upwards</li> <li>— downwards</li> <li>— at the side</li> </ul> </li> </ul>	10 mm 10 mm 10 mm 0 mm  10 mm 10 mm 6 mm 10 mm  10 mm 10 mm 10 mm 6 mm
<b>Connections/ Terminals</b>	
type of electrical connection for auxiliary and control circuit	screw-type terminals
<b>type of connectable conductor cross-sections</b>	
<ul style="list-style-type: none"> <li>• for auxiliary contacts               <ul style="list-style-type: none"> <li>— solid or stranded</li> <li>— finely stranded with core end processing</li> </ul> </li> <li>• for AWG cables for auxiliary contacts</li> </ul>	2x (0.5 ... 1.5 mm <sup>2</sup> ), 2x (0.75 ... 2.5 mm <sup>2</sup> ), 2x 4 mm <sup>2</sup> 2x (0.5 ... 1.5 mm <sup>2</sup> ), 2x (0.75 ... 2.5 mm <sup>2</sup> ) 2x (20 ... 16), 2x (18 ... 14), 2x 12
<b>Safety related data</b>	
<b>product function</b>	
<ul style="list-style-type: none"> <li>• positively driven operation according to IEC 60947-5-1</li> <li>• suitable for safety function</li> </ul>	Yes Yes
suitability for use safety-related switching OFF	Yes
<b>service life maximum</b>	20 a
<b>proportion of dangerous failures</b>	
<ul style="list-style-type: none"> <li>• with low demand rate according to SN 31920</li> <li>• with high demand rate according to SN 31920</li> </ul>	40 % 73 %

B10 value with high demand rate according to SN 31920	1 000 000; With 0.3 x I <sub>e</sub>
failure rate [FIT] with low demand rate according to SN 31920	100 FIT
ISO 13849	
device type according to ISO 13849-1	3
overdimensioning according to ISO 13849-2 necessary	Yes
IEC 61508	
safety device type according to IEC 61508-2	Type A
Electrical Safety	
protection class IP on the front according to IEC 60529	IP20
touch protection on the front according to IEC 60529	finger-safe, for vertical contact from the front

#### Approvals Certificates

Environmental Product Declaration	
<ul style="list-style-type: none"> <li>global warming potential [CO<sub>2</sub> eq] / during manufacturing</li> <li>global warming potential [CO<sub>2</sub> eq] / during operation</li> <li>global warming potential [CO<sub>2</sub> eq] / after end of life</li> <li>global warming potential [CO<sub>2</sub> eq] / total</li> </ul>	1.43 kg 94.1 kg -0.0159 kg 95.5 kg

Environment	General Product Approval
-------------	--------------------------

[Environmental Confirmations](#)



General Product Approval	EMV	Functional Safety
--------------------------	-----	-------------------



[Type Examination Certificate](#)

Test Certificates	Maritime application
-------------------	----------------------

[Special Test Certificate](#)

[Type Test Certificates/Test Report](#)



Maritime application	other
----------------------	-------



[Confirmation](#)



[Miscellaneous](#)

#### Railway

[Special Test Certificate](#)

#### Further information

- Information on the packaging  
<https://support.industry.siemens.com/cs/ww/en/view/109813875>
- Information for data generation and storage  
<https://support.industry.siemens.com/cs/ww/en/view/109995012>
- Information- and Downloadcenter (Catalogs, Brochures,...)  
<https://www.siemens.com/ic10>
- Industry Mall (Online ordering system)  
<https://mall.industry.siemens.com/mall/en/en/Catalog/product?mlfb=3RH2271-1AP60>
- Service&Support (Manuals, Certificates, Characteristics, FAQs,...)

<https://support.industry.siemens.com/cs/ww/en/ps/3RH2271-1AP60>

Image database (product images, 2D dimension drawings, 3D models, device circuit diagrams, EPLAN macros, ...)

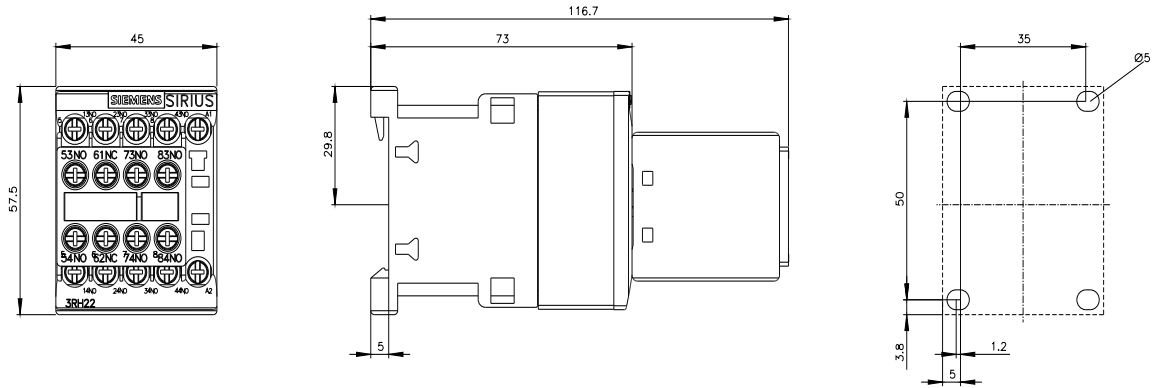
[https://www.automation.siemens.com/bilddb/cax\\_de.aspx?mlfb=3RH2271-1AP60&lang=en](https://www.automation.siemens.com/bilddb/cax_de.aspx?mlfb=3RH2271-1AP60&lang=en)

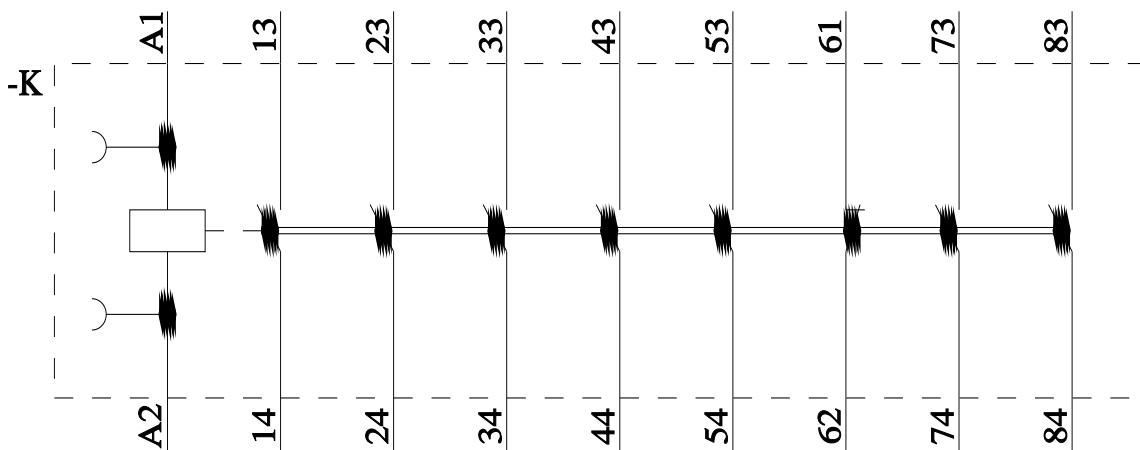

Cax online generator

<https://support.automation.siemens.com/WW/CAXorder/default.aspx?lang=en&mlfb=3RH2271-1AP60>

Characteristic curves

[https://curves.simaris.siemens.com/curves/<mmp\\_prod\\_noCOMP='HAUPT'></mmp\\_prod\\_no>](https://curves.simaris.siemens.com/curves/<mmp_prod_noCOMP='HAUPT'></mmp_prod_no>)





last modified:

4/9/2026