

# Product data sheet

Specifications



miniature plug in relay, Harmony Electromechanical Relays, 5A, 4CO, without LED, with lockable test button, 110V DC

RXM4CB1FD

! Discontinued

! Discontinued on: May 18, 2022

! End-of-service on: Dec 31, 2022

## Main

Range of product	Harmony Relay
Series name	Miniature
Product or component type	Plug-in relay
Device short name	RXM
Utilisation coefficient	20 %
Sale per indivisible quantity	10

## Complementary

Contact operation	Standard
[Uc] control circuit voltage	110 V DC
[Ithe] conventional enclosed thermal current	5 A at -40...55 °C
status LED	Without
[Ui] rated insulation voltage	250 V conforming to IEC 300 V conforming to UL
[Uimp] rated impulse withstand voltage	2.5 kV during 1.2/50 µs conforming to IEC 61810-7
Contacts material	Silver alloy (Ag/Ni)
[Ie] rated operational current	5 A (AC-1/DC-1) conforming to UL 5 A (AC-1/DC-1) NO conforming to IEC 2.5 A (AC-1/DC-1) NC conforming to IEC
minimum switching current	10 mA
Maximum switching voltage	250 V AC 125 V DC
Minimum switching voltage	17 V
Load current	5 A at 250 V AC 5 A at 30 V DC
Maximum switching capacity	1250 VA AC 150 W DC
Minimum switching capacity	170 mW
Operating rate	<= 1200 cycles/hour under load <= 18000 cycles/hour no-load
Mechanical durability	10000000 cycles
Electrical durability	100000 cycles for resistive load

Average coil consumption	0.9 W, DC
Drop-out voltage threshold	$\geq 0.1 U_c$ DC
Operating time	20 ms
Average resistance	11000 Ohm network: DC at 20 °C +/- 10 %
Rated operational voltage limits	88...121 V DC
Protection category	RT I
Test levels	Level A group mounting
Operating position	Any position
CAD overall width	21 mm
CAD overall height	27 mm
CAD overall depth	55 mm
Net weight	0.038 kg
Dielectric strength	1800 V AC between coil and contact 1550 V AC between poles 1000 V AC between contacts
Safety reliability data	B10d = 100000

## Environment

Product certifications	GOST UL
Standards	UL 508 IEC 61810-1
Ambient air temperature for storage	-40...70 °C
Ambient air temperature for operation	-40...55 °C
Vibration resistance	3 gn, amplitude = +/- 1 mm (f = 10...55 Hz) without clip conforming to IEC 60068-2-6 5 gn, amplitude = +/- 1 mm (f = 10...55 Hz) with clip conforming to IEC 60068-2-6
IP degree of protection	IP40 conforming to IEC 60529
Shock resistance	10 gn (duration = 11 ms) for opening conforming to IEC 60068-2-27 10 gn (duration = 11 ms) for closing conforming to IEC 60068-2-27

## Packing Units

Unit Type of Package 1	PCE
Number of Units in Package 1	1

## Contractual warranty

Warranty (in months)	18
----------------------	----



## Environmental Data

Schneider Electric aims to achieve Net Zero status by 2050 through supply chain partnerships, lower impact materials, and circularity via our ongoing “Use Better, Use Longer, Use Again” campaign to extend product lifetimes and recyclability.

[Environmental Data explained >](#)

[How we assess product sustainability >](#)

### Use Better



#### Materials and Substances

EU RoHS Directive

[Compliant](#)

### Use Longer



#### Lifetime extension

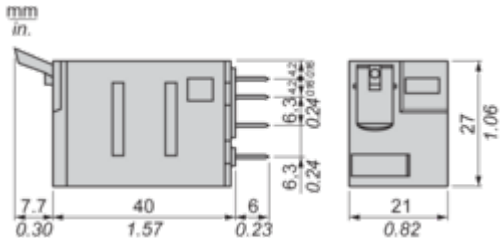
Repair

No

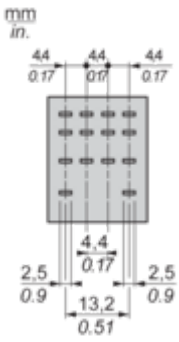
Dimensions Drawings

Dimensions

---



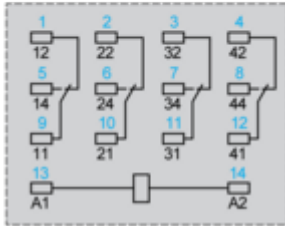

Pin Side View



Connections and Schema

Wiring Diagram

---



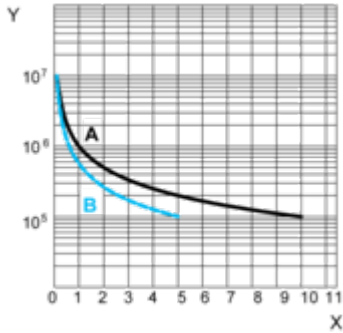
Symbols shown in blue correspond to Nema marking.

Performance Curves

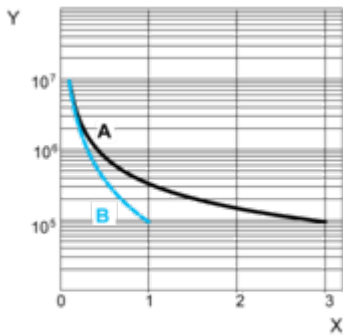
Electrical Durability of Contacts

---

Resistive load



X : Contact current (A)  
 Y : Durability (Number of operating cycles)  
 A : RXM 2CB...  
 B : RXM 4CB...  
 Inductive load

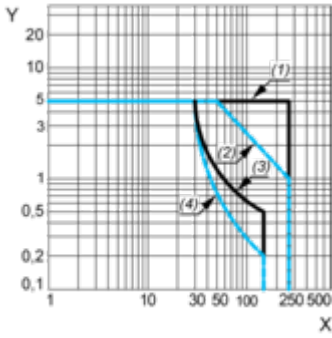


X : Contact current (A)  
 Y : Durability (Number of operating cycles)  
 A : RXM 2CB...  
 B : RXM 4CB...  
**Note** : These are typical curves, actual durability depends on load, environment, duty cycle, etc.

**Maximum Switching Capacity on Resistive and Inductive Loads**

---

RXM 4CB...



X : Switching Voltage (V)

Y : Switching current (A)

(1) AC resistive load

(2) AC inductive load (cos phi) = 0.4)

(3) DC resistive load

(4) DC inductive load (T0.95 = 6 P)

**Note :** These are typical curves, actual durability depends on load, environment, duty cycle, etc.

Technical Illustration

Dimensions

---

