

# Product datasheet

Specifications



automatic transfer switch,  
TransferPacT automatic, 100A, 3P,  
rotary, frame 100A

TA10D3S1004TPE

## Main

Range of product	TransferPacT
Product or component type	Automatic transfer switch
Device application	Change source of supply
Poles description	3P
Network type	AC
Network frequency	50/60 Hz
Downside connection	Screwed
Mounting mode	Fixed
Upside connection	Screwed
Contact position indicator	Yes
[Icm] rated short-circuit making capacity	15 kA switch-disconnector alone 400 V AC at 50 Hz 75 kA with upstream protection circuit breaker 400 V AC at 50 Hz
Suitability for isolation	Yes

## Complementary

Transfer switch class	PC
Number of contact position	3
Signal contacts composition	1 NO + 2 NC 1 NC + 2 NO 2 NO
Utilization category	AC-32B
[Ue] rated operational voltage	400 V AC 50/60 Hz
Control type	Rotary knob Selector switch
Operating mode	Automatic Manual
Mounting support	Plate DIN rail
Locking options description	Padlock in OFF position
Rated duty	Uninterrupted
[Ui] rated insulation voltage	Switch: 800 V Controller: 500 V
[Uimp] rated impulse withstand voltage	Switch: 6 kV Controller: 6 kV
[Ie] rated operational current	100 A

Excluding VAT, FCA Jabal Ali & amp; are subject to change – check with your local distributor.

<b>Mechanical interlocking</b>	With mechanical interlocking
<b>Mechanical durability</b>	8000 cycles
<b>Connection pitch</b>	18 mm
<b>[Icw] rated short-time withstand current</b>	5 kA during 0.1 s
<b>Height</b>	147 mm
<b>Width</b>	310 mm
<b>Depth</b>	94 mm
<b>Net weight</b>	3.4 kg
<b>[Ith] conventional free air thermal current</b>	100 A at 60 °C

## Environment

<b>Standards</b>	IEC 60947-6-1
<b>Product certifications</b>	CE CB CCC
<b>IP degree of protection</b>	Front face: IP40 auto mode Inside the enclosure: IP20 manual mode
<b>Ambient air temperature for operation</b>	-25...70 °C
<b>Ambient air temperature for storage</b>	-40...85 °C
<b>Pollution degree</b>	3

## Packing Units

<b>Unit Type of Package 1</b>	PCE
<b>Number of Units in Package 1</b>	1
<b>Package 1 Height</b>	15.000 cm
<b>Package 1 Width</b>	30.000 cm
<b>Package 1 Length</b>	40.000 cm
<b>Package 1 Weight</b>	4.633 kg

## Contractual warranty

<b>Warranty (in months)</b>	18
-----------------------------	----



## Environmental Data

Schneider Electric aims to achieve Net Zero status by 2050 through supply chain partnerships, lower impact materials, and circularity via our ongoing “Use Better, Use Longer, Use Again” campaign to extend product lifetimes and recyclability.

[Environmental Data explained >](#)

[How we assess product sustainability >](#)



### Environmental footprint

Total lifecycle Carbon footprint	717 kg CO2 eq.
Carbon footprint of the manufacturing phase [A1 to A3]	34 kg CO2 eq.
Carbon footprint of the distribution phase [A4]	1 kg CO2 eq.
Carbon footprint of the installation phase [A5]	0.1 kg CO2 eq.
Carbon footprint of the use phase [B2, B3, B4, B6]	674 kg CO2 eq.
Carbon footprint of the end-of-life phase [C1 to C4]	8 kg CO2 eq.
Environmental Disclosure	<a href="#">Product Environmental Profile</a>

## Use Better



### Materials and Substances

Packaging made with recycled cardboard	Yes
Packaging without single use plastic	No
SCIP Number	Cbd5c90f-9537-4f0e-b5dd-d4cb5b67b442
EU RoHS Directive	<a href="#">Compliant By Exemption</a>
REACH Regulation	<a href="#">Reference contains Substances of Very High Concern above the threshold</a>

## Use Longer




### Lifetime extension

Repair	No
--------	----

## Use Again



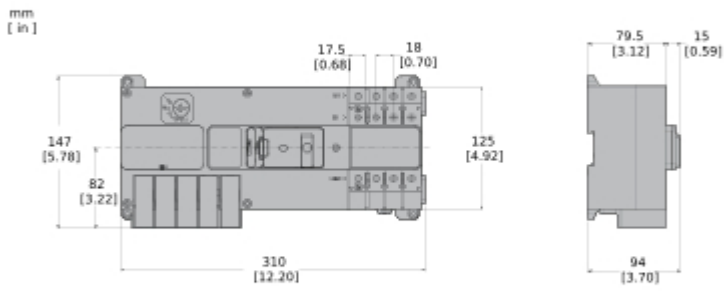
### Repack and remanufacture

Recyclability potential, in %	58
End of life manual availability	<a href="#">End of Life Information</a>
Take-back	Nej
WEEE Label	 The product must be disposed on European Union markets following specific waste collection and never end up in rubbish bins

Technical Illustration

Dimensions


---



Offer Marketing Illustration

Product benefits / Features

---

The graphic features a large green semi-circle on the left side. In the center, there is a photograph of the TransferPacT device, a black rectangular unit with a small LCD screen and various ports. To the right of the device, the text 'TransferPacT' is written in a large, bold, black font, with 'Technical Benefits' below it in a smaller, green font. Five vertical green bars precede five lines of text, each describing a technical benefit of the device.

## TransferPacT

### Technical Benefits

- Precise power monitoring, predictive maintenance, and easy access to documentation.
- Operates from -25°C to 70°C and complies with rigorous vibration tests.
- The front has a inbuilt LCD display module which is used for displaying status and alarm setting, and control by push button.
- It can be fixed on the Din rail or plate and position it inside of power distribution cabinet.
- Defined and clear coordination table with upstream protection to protect properly your ATS and electrical installation.

Offer Marketing Illustration

Product benefits / Features

---

### TransferPacT Technical Features



- Dielectric switch**  
Secured dielectric test approach and an uninterrupted main circuit during upgrade or maintenance.
- Power connection**  
Built-in DPS and sensing wire to save 30% of commissioning time.
- LED Indicator**  
Indicates power state, alarm, switch position, and operating mode.
- Function module**  
Provide fire protection, genset control, remote transfer, load-shedding, test, and communication functions.
- Three position slider**  
Automatic position, manual position, padlock position to disconnect for maintenance.

Offer Marketing Illustration

Product benefits / Features

---



Offer Marketing Illustration

Product benefits / Features

---

## TransferPacT

### Automatic Transfer Switch



#### Power availability

Innovative technology to ensure ultra-fast transfer performance, short circuit capabilities and best-in-class electromagnetic protection, exceeding industry standards on class B.



#### Efficiency and simplicity

Upgradeable functional modular design, space-saving with a compact design, easy to install.



#### Natively connected with EcoStruxure Power

Precise power monitoring on voltage, frequency, voltage unbalance, and phase rotation.



Technical Illustration

Exploded view

---

