



Overload relay 0.22...0.32 A size S00, class 10, for motor protection stand-alone installation main circuit: screw terminal AUX. circuit: screw terminal manual automatic reset

|  |                        |
|--|------------------------|
| <b>product brand name</b>  | SIRIUS                 |
| <b>product designation</b>   | Thermal overload relay |
| <b>product type designation</b>  | 3RU6                   |
| <b>General technical data</b>  |                        |
| <b>size of contactor can be combined company-specific</b>                                  | S00                    |
| <b>power loss [W] total typical</b>  | 4.5 W                  |
| power loss [W] for rated value of the current at AC in hot operating state                 | 4.8 W                  |
| • per pole   | 1.6 W                  |
| <b>type of calculation of power loss current-dependent</b>                                 | quadratic              |
| insulation voltage with degree of pollution 3 at AC rated value                            | 690 V                  |
| <b>surge voltage resistance rated value</b>  | 6 kV                   |
| <b>shock resistance according to IEC 60068-2-27</b>  | 8 g / 11 ms            |
| <b>Substance Prohibitance (day/month/year)</b>   | 05/01/2012             |
| <b>Net Weight</b>  | 0.17 kg                |
| <b>Ambient conditions</b>  |                        |
| installation altitude at height above sea level maximum                                    | 2 000 m                |
| <b>ambient temperature</b>   |                        |
| • during operation   | -40 ... +70 °C         |
| • during transport   | -55 ... +80 °C         |
| relative humidity during operation   | 0 ... 90 %             |
| <b>Main circuit</b>  |                        |
| <b>number of poles for main current circuit</b>  | 3                      |
| <b>adjustable current response value current of the current-dependent overload release</b> | 0.22 ... 0.32 A        |
| operating voltage rated value  | 690 V                  |
| <b>operating frequency rated value</b>   | 50 ... 60 Hz           |
| <b>operational current rated value</b>   | 0.32 A                 |
| <b>Auxiliary circuit</b>   |                        |
| <b>operational current of auxiliary contacts at AC-15</b>                                  |                        |
| • at 24 V  | 3 A                    |
| • at 230 V   | 2 A                    |
| <b>operational current of auxiliary contacts at DC-13</b>                                  |                        |
| • at 24 V  | 2 A                    |
| • at 110 V   | 0.22 A                 |
| <b>Protective and monitoring functions</b>   |                        |
| <b>trip class</b>  | CLASS 10               |
| <b>design of the overload release</b>  | thermal                |
| <b>Installation/ mounting/ dimensions</b>  |                        |

|   |                          |
|---|--------------------------|
| mounting position                               | any                      |
| fastening method                                | stand-alone installation |
| height  | 89 mm                    |
| width   | 45 mm                    |
| depth   | 80 mm                    |
| required spacing for grounded parts at the side | 6 mm                     |

### Connections/ Terminals

|  |  |
|--|--|
| <b>type of electrical connection</b> <ul style="list-style-type: none"> <li>• for main current circuit</li> <li>• for auxiliary and control circuit</li> </ul>   | screw-type terminals<br>screw-type terminals   |
| <b>arrangement of electrical connectors for main current circuit</b>   | Top and bottom   |
| type of connectable conductor cross-sections for main contacts <ul style="list-style-type: none"> <li>• solid or stranded</li> <li>• finely stranded with core end processing</li> </ul>   | 2x (0,5 ... 1,5 mm <sup>2</sup> ), 2x (0,75 ... 2,5 mm <sup>2</sup> ), 2x 4 mm <sup>2</sup><br>2x (0.5 ... 1.5 mm <sup>2</sup> ), 2x (0.75 ... 2.5 mm <sup>2</sup> )             |
| <b>type of connectable conductor cross-sections</b> <ul style="list-style-type: none"> <li>• for auxiliary contacts <ul style="list-style-type: none"> <li>— solid or stranded</li> <li>— finely stranded with core end processing</li> </ul> </li> <li>• for AWG cables for auxiliary contacts</li> </ul> | 2x (0.5 ... 1.5 mm <sup>2</sup> ), 2x (0.75 ... 2.5 mm <sup>2</sup> )<br>2x (0.5 ... 1.5 mm <sup>2</sup> ), 2x (0.75 ... 2.5 mm <sup>2</sup> )<br>2x (20 ... 16), 2x (18 ... 14) |
| tightening torque for main contacts with screw-type terminals  | 0.8 ... 1.2 N·m  |

### Electrical Safety

|  |  |
|--|--|
| <b>protection class IP on the front according to IEC 60529</b> | IP20   |
| <b>touch protection on the front according to IEC 60529</b>    | finger-safe, for vertical contact from the front |

### Approvals Certificates

|                                 |                             |              |
|---------------------------------|-----------------------------|--------------|
| <b>General Product Approval</b> | <b>Maritime application</b> | <b>other</b> |
|---------------------------------|-----------------------------|--------------|



[CCS \(China Classification Society\)](#)

[Confirmation](#)

|              |                    |
|--------------|--------------------|
| <b>other</b> | <b>Environment</b> |
|--------------|--------------------|

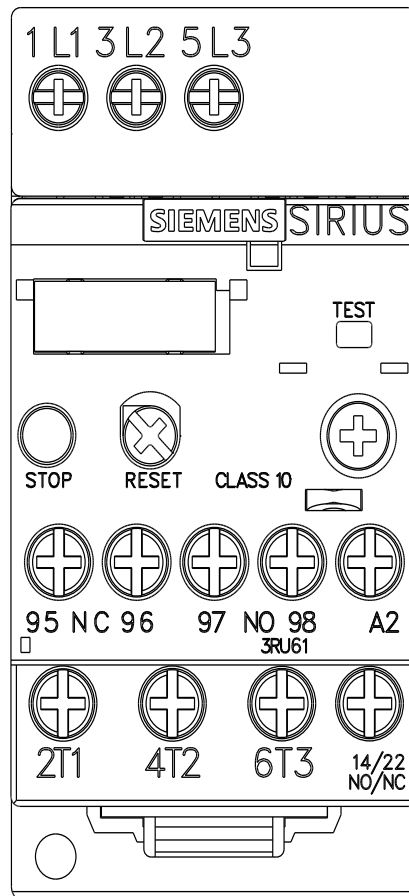
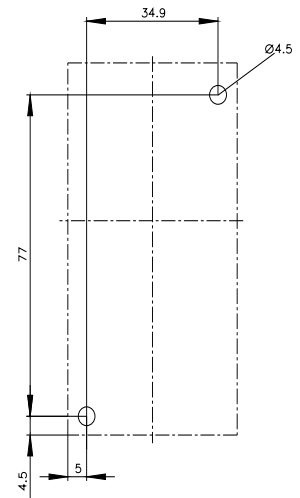
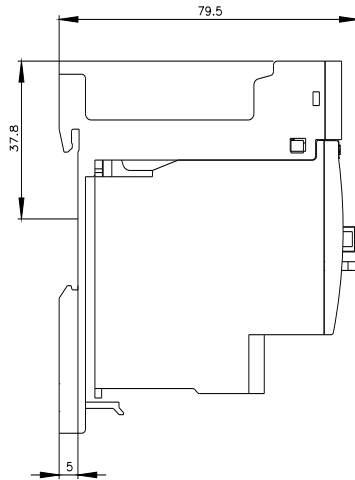
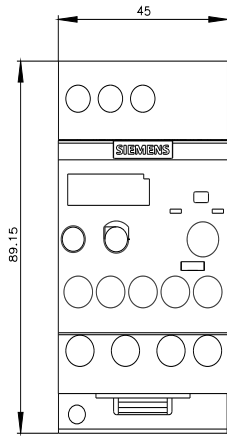


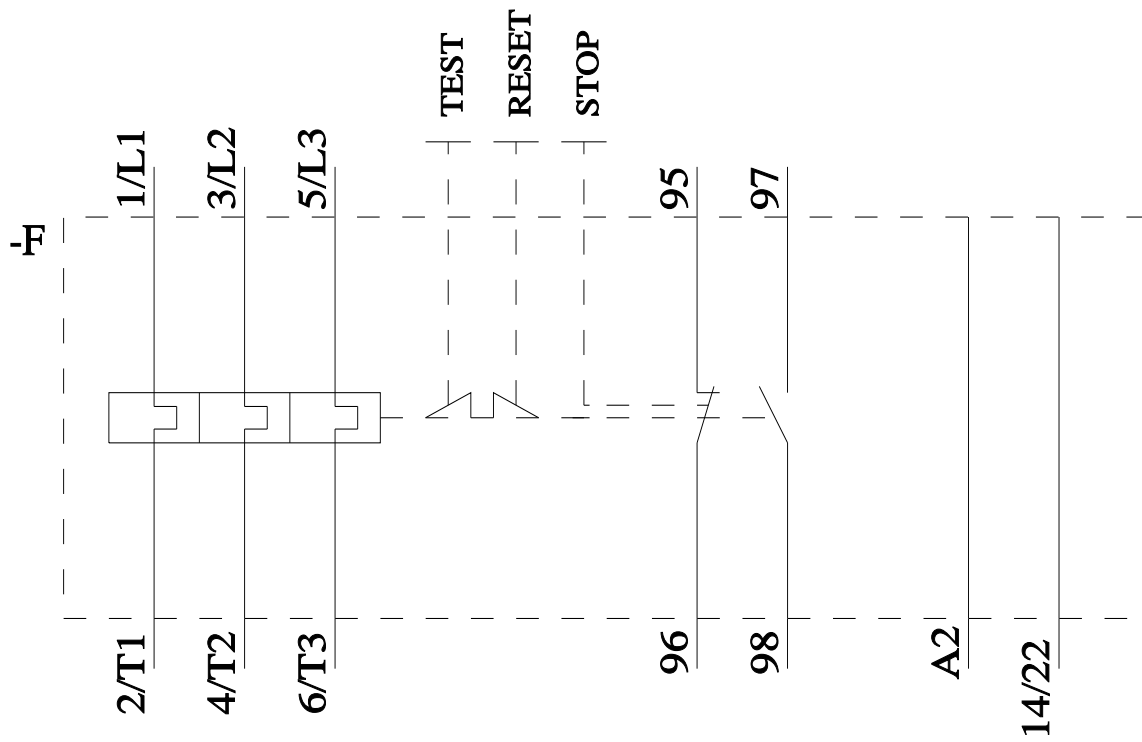
[Confirmation](#)

[Environmental Conformations](#)

### Further information

Service&Support (Manuals, Certificates, Characteristics, FAQs,...)  
<https://support.industry.siemens.com/cs/products?pnid=16027&lc=en-CN>





last modified:

4/4/2026 