



Overload relay 3.5...5.0 A Thermal For motor protection Size S00, Class 10  
 Contactor mounting Main circuit: Ring cable lug Auxiliary circuit: ring cable lug  
 Manual-Automatic-Reset

<b>product brand name</b>	SIRIUS
<b>product designation</b>	thermal overload relay
<b>product type designation</b>	3RU2
<b>General technical data</b>	
<b>size of overload relay</b>	S00
<b>size of contactor can be combined company-specific</b>	S00
power loss [W] for rated value of the current at AC in hot operating state	6.6 W
• per pole	2.2 W
<b>type of calculation of power loss current-dependent</b>	quadratic
insulation voltage with degree of pollution 3 at AC rated value	690 V
<b>surge voltage resistance rated value</b>	6 kV
<b>maximum permissible voltage for protective separation</b>	
• in networks with ungrounded star point between auxiliary and auxiliary circuit	440 V
• in networks with grounded star point between auxiliary and auxiliary circuit	440 V
• in networks with ungrounded star point between main and auxiliary circuit	440 V
• in networks with grounded star point between main and auxiliary circuit	440 V
<b>shock resistance according to IEC 60068-2-27</b>	8g / 11 ms
<b>reference code according to IEC 81346-2</b>	F
<b>Substance Prohibitance (day/month/year)</b>	10/01/2009
<b>SVHC substance name</b>	Lead CAS-No. 7439-92-1
<b>Net Weight</b>	0.14 kg
<b>Ambient conditions</b>	
installation altitude at height above sea level maximum	2 000 m
<b>ambient temperature</b>	
• during operation	-40 ... +70 °C
• during storage	-55 ... +80 °C
• during transport	-55 ... +80 °C
<b>temperature compensation</b>	-40 ... +60 °C
relative humidity during operation	10 ... 95 %
<b>Main circuit</b>	
<b>number of poles for main current circuit</b>	3
<b>adjustable current response value current of the current-dependent overload release</b>	3.5 ... 5 A
<b>operating voltage</b>	
• rated value	690 V
• at AC-3e rated value maximum	690 V

<b>operating frequency rated value</b>	50 ... 60 Hz
<b>operational current rated value</b>	5 A
operational current at AC-3e at 400 V rated value	5 A
<b>operating power</b>	
• at AC-3	
— at 400 V rated value	1.5 kW
— at 500 V rated value	2.2 kW
— at 690 V rated value	4 kW
• at AC-3e	
— at 400 V rated value	1.5 kW
— at 500 V rated value	2.2 kW
— at 690 V rated value	4 kW
<b>Auxiliary circuit</b>	
<b>design of the auxiliary switch</b>	integrated
<b>number of NC contacts for auxiliary contacts</b>	1
• note	for contactor disconnection
<b>number of NO contacts for auxiliary contacts</b>	1
• note	for message "Tripped"
number of CO contacts for auxiliary contacts	0
<b>operational current of auxiliary contacts at AC-15</b>	
• at 24 V	3 A
• at 110 V	3 A
• at 120 V	3 A
• at 125 V	3 A
• at 230 V	2 A
• at 400 V	1 A
• at 690 V	0.75 A
<b>operational current of auxiliary contacts at DC-13</b>	
• at 24 V	2 A
• at 60 V	0.3 A
• at 110 V	0.22 A
• at 125 V	0.22 A
• at 220 V	0.11 A
<b>contact rating of auxiliary contacts according to UL</b>	B600 / R300
<b>Protective and monitoring functions</b>	
<b>trip class</b>	CLASS 10
<b>design of the overload release</b>	thermal
<b>UL/CSA ratings</b>	
<b>full-load current (FLA) for 3-phase AC motor</b>	
• at 480 V rated value	5 A
• at 600 V rated value	5 A
<b>Short-circuit protection</b>	
<b>design of the fuse link</b>	
• for short-circuit protection of the auxiliary switch required	fuse gG: 6 A, quick: 10 A
<b>Installation/ mounting/ dimensions</b>	
<b>mounting position</b>	for mounting on contactors: with a vertical mounting plane +/-135° rotatable & +/- 22.5° tiltable, stand-alone installation: with a vertical mounting plane +/-135° rotatable and +/-45° tiltable; for more details see manual
<b>fastening method</b>	Contacteur mounting
<b>height</b>	76 mm
<b>width</b>	45 mm
<b>depth</b>	70 mm
<b>Connections/ Terminals</b>	
<b>product component removable terminal for auxiliary and control circuit</b>	No
<b>type of electrical connection</b>	
• for main current circuit	Ring cable lug connection
• for auxiliary and control circuit	ring terminal lug connection
<b>arrangement of electrical connectors for main current circuit</b>	Top and bottom

<b>tightening torque</b>	
<ul style="list-style-type: none"> <li>• for main contacts for ring cable lug</li> <li>• for auxiliary contacts for ring cable lug</li> </ul>	<p>1.2 ... 0.8 N·m</p> <p>0.8 ... 1.2 N·m</p>
<b>outer diameter of the usable ring cable lug maximum</b>	7.5 m
<b>design of screwdriver shaft</b>	Diameter 5 ... 6 mm
<b>size of the screwdriver tip</b>	Pozidriv PZ 2
<b>design of the thread of the connection screw</b>	
<ul style="list-style-type: none"> <li>• for main contacts</li> <li>• of the auxiliary and control contacts</li> </ul>	<p>M3</p> <p>M3</p>

### Safety related data

<b>failure rate [FIT] with low demand rate according to SN 31920</b>	50 FIT
<b>MTTF with high demand rate</b>	2 280 a
IEC 61508	
<b>T1 value</b>	
<ul style="list-style-type: none"> <li>• for proof test interval or service life according to IEC 61508</li> </ul>	20 a

### Electrical Safety

<b>protection class IP on the front according to IEC 60529</b>	IP00
--	------

### Display

display version for switching status	Slide switch
--------------------------------------	--------------

### Approvals Certificates

<b>Environment</b>	<b>General Product Approval</b>
--------------------	---------------------------------

[Environmental Con-  
firmations](#)



<b>General Product Approval</b>	<b>For use in hazardous locations</b>	<b>Test Certificates</b>	<b>Maritime application</b>
---------------------------------	---------------------------------------	--------------------------	-----------------------------



[Type Test Certificates/Test Report](#)

[Special Test Certificate](#)



### Maritime application



<b>other</b>	<b>Railway</b>
--------------	----------------

[Confirmation](#)



[Special Test Certificate](#)

### Further information

Information on the packaging  
<https://support.industry.siemens.com/cs/ww/en/view/109813875>  
 Information for data generation and storage  
<https://support.industry.siemens.com/cs/ww/en/view/109995012>  
 Information- and Downloadcenter (Catalogs, Brochures,...)  
<https://www.siemens.com/ic10>  
 Industry Mall (Online ordering system)  
<https://mall.industry.siemens.com/mall/en/en/Catalog/product?mifb=3RU2116-1FJ0>  
 Service&Support (Manuals, Certificates, Characteristics, FAQs,...)  
<https://support.industry.siemens.com/cs/ww/en/ps/3RU2116-1FJ0>

Image database (product images, 2D dimension drawings, 3D models, device circuit diagrams, EPLAN macros, ...)

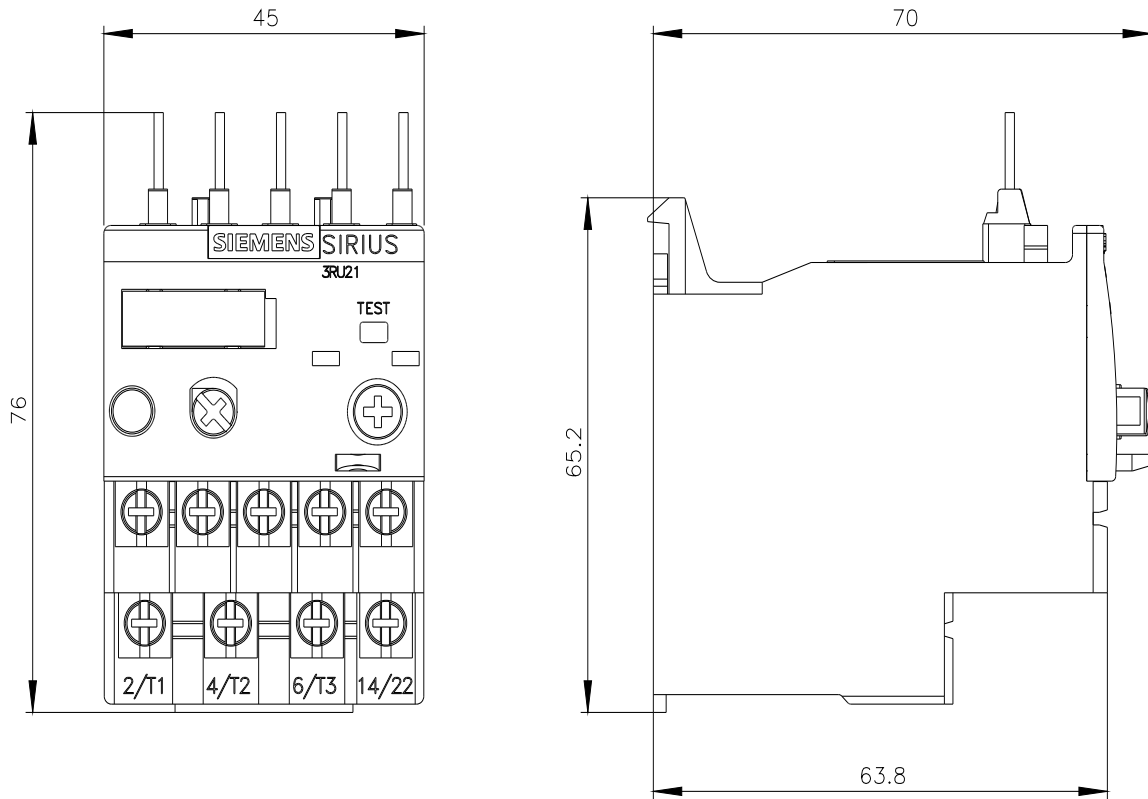
[https://www.automation.siemens.com/bilddb/cax\\_de.aspx?mlfb=3RU2116-1FJ0&lang=en](https://www.automation.siemens.com/bilddb/cax_de.aspx?mlfb=3RU2116-1FJ0&lang=en)

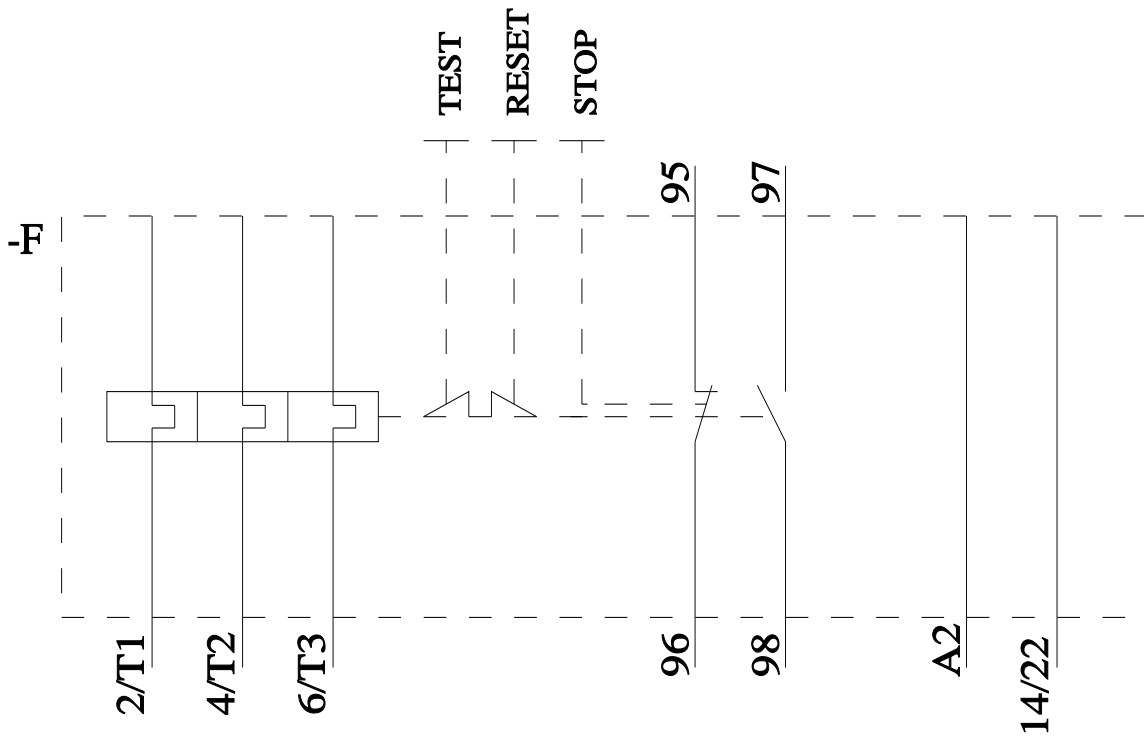
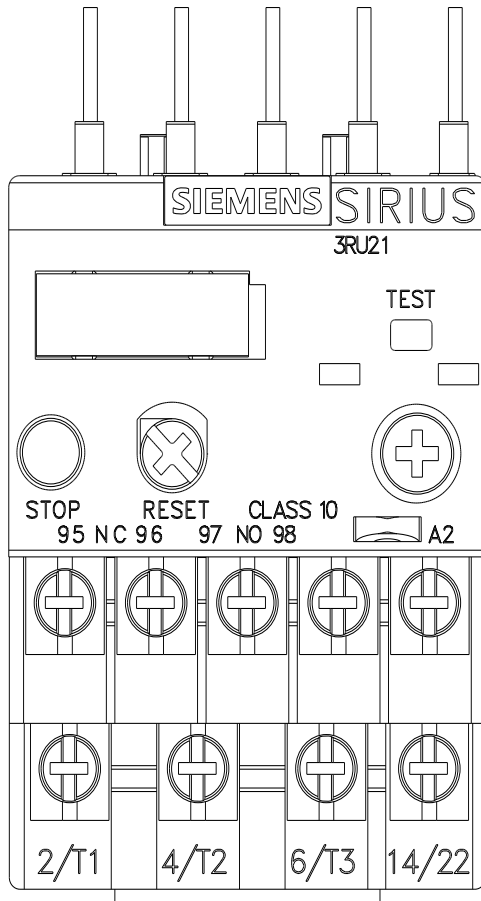
Cax online generator

<https://support.automation.siemens.com/WW/CAXorder/default.aspx?lang=en&mlfb=3RU2116-1FJ0>

Characteristic curves

[https://curves.simaris.siemens.com/curves/<mmp\\_prod\\_noCOMP="HAUPT"></mmp\\_prod\\_no>](https://curves.simaris.siemens.com/curves/<mmp_prod_noCOMP=)





last modified:

4/21/2026