






Fuseless motor starter Reversing operation 600VAC Size S00 0.28-0.4A  
110/120VAC 50/60HZ screw connection For snapping onto 60 mm busbar systems  
Type of coordination 2 IQ = 150 KA Also full fills type Of coordination 1 1NO+1NC  
(MSP) 1NC (per contactor)

<b>product brand name</b>	SIRIUS
<b>product designation</b>	non-fused motor starter 3RA2
<b>design of the product</b>	reversing starter
<b>manufacturer's article number</b>	
<ul style="list-style-type: none"> <li>• of the supplied contactor</li> <li>• of the supplied circuit-breakers</li> <li>• of the supplied RS assembly kit</li> <li>• of the supplied busbar adapter</li> <li>• of the supplied link module</li> </ul>	<a href="#">3RT2015-1AK62</a> <a href="#">3RV2011-0EA15</a> <a href="#">3RA2913-1DB1</a> <a href="#">8US1251-5DS10</a> <a href="#">3RA1921-1DA00</a>
<b>General technical data</b>	
<b>size of the circuit-breaker</b>	S00
<b>size of load feeder</b>	S00
product extension auxiliary switch	Yes
insulation voltage with degree of pollution 3 at AC rated value	690 V
<b>degree of pollution</b>	3
<b>surge voltage resistance rated value</b>	6 kV
<b>shock resistance according to IEC 60068-2-27</b>	6 g / 11 ms
mechanical service life (operating cycles) of contactor typical	30 000 000
<b>type of coordination</b>	2
<b>Net Weight</b>	1.31 kg
<b>Ambient conditions</b>	
<b>ambient temperature</b>	
<ul style="list-style-type: none"> <li>• during operation</li> <li>• during storage</li> <li>• during transport</li> </ul>	-20 ... +60 °C -50 ... +80 °C -55 ... +80 °C
<b>Main circuit</b>	
<b>number of poles for main current circuit</b>	3
<b>design of the switching contact</b>	electromechanical
<b>adjustable current response value current of the current-dependent overload release</b>	0.28 ... 0.4 A
<b>operating voltage</b>	
<ul style="list-style-type: none"> <li>• rated value</li> <li>• at AC-3 rated value maximum</li> </ul>	690 V 690 V
<b>operating frequency rated value</b>	50 ... 60 Hz
operational current at AC-3 at 400 V rated value	0.3 A
operating power at AC-3	
<ul style="list-style-type: none"> <li>• at 400 V rated value</li> <li>• at 500 V rated value</li> <li>• at 690 V rated value</li> </ul>	90 W 120 W 180 W
<b>Control circuit/ Control</b>	
<b>control supply voltage at AC</b>	
<ul style="list-style-type: none"> <li>• at 50 Hz rated value</li> <li>• at 50 Hz rated value</li> <li>• at 60 Hz rated value</li> <li>• at 60 Hz rated value</li> </ul>	110 V 93.5 ... 121 V 120 V 96 ... 132 V
<b>apparent holding power of magnet coil at AC</b>	4.8 VA
<b>inductive power factor with the holding power of the coil</b>	0.25
<b>Auxiliary circuit</b>	

number of NC contacts for auxiliary contacts	2				
number of NO contacts for auxiliary contacts	1				
<b>Protective and monitoring functions</b>					
trip class	CLASS 10				
design of the overload release	thermal (bimetallic)				
response value current of instantaneous short-circuit trip unit	5.2 A				
<b>Short-circuit protection</b>					
product function short circuit protection	Yes				
design of the short-circuit trip	magnetic				
conditional short-circuit current (I <sub>q</sub> )					
<ul style="list-style-type: none"> <li>• at 690 V according to IEC 60947-4-1 rated value</li> <li>• at 400 V according to IEC 60947-4-1 rated value</li> <li>• at 500 V according to IEC 60947-4-1 rated value</li> </ul>	<ul style="list-style-type: none"> <li>100 000 A</li> <li>153 000 A</li> <li>100 000 A</li> </ul>				
<b>Installation/ mounting/ dimensions</b>					
mounting position	vertical				
fastening method	for snapping onto 60 mm busbar systems				
height	200 mm				
width	90 mm				
depth	155 mm				
required spacing					
<ul style="list-style-type: none"> <li>• for grounded parts <ul style="list-style-type: none"> <li>— forwards</li> <li>— backwards</li> <li>— upwards</li> <li>— at the side</li> <li>— downwards</li> </ul> </li> <li>• for live parts <ul style="list-style-type: none"> <li>— forwards</li> <li>— backwards</li> <li>— upwards</li> <li>— downwards</li> <li>— at the side</li> </ul> </li> </ul>	<ul style="list-style-type: none"> <li>0 mm</li> <li>0 mm</li> <li>20 mm</li> <li>9 mm</li> <li>10 mm</li> <li>0 mm</li> <li>0 mm</li> <li>20 mm</li> <li>10 mm</li> <li>9 mm</li> </ul>				
<b>Connections/ Terminals</b>					
type of electrical connection for main current circuit	screw-type terminals				
type of connectable conductor cross-sections for main contacts stranded	0.5 ... 4 mm <sup>2</sup> , 2x (0.75 ... 2.5 mm <sup>2</sup> )				
connectable conductor cross-section for main contacts finely stranded with core end processing	0.5 ... 2.5 mm <sup>2</sup>				
<b>Safety related data</b>					
proportion of dangerous failures with high demand rate according to SN 31920	73 %				
<b>B10 value with high demand rate according to SN 31920</b>	1 000 000				
<b>Electrical Safety</b>					
protection class IP on the front according to IEC 60529	IP20				
touch protection on the front according to IEC 60529	finger-safe, for vertical contact from the front				
<b>Approvals Certificates</b>					
Environment	General Product Approval	For use in hazardous locations			
<a href="#">Environmental Conformations</a>					
Test Certificates	Maritime application				

[Type Test Certificates/Test Report](#)

[Special Test Certificate](#)



#### Maritime application

other



[Confirmation](#)

[Confirmation](#)



#### Railway

[Special Test Certificate](#)

#### Further information

Information on the packaging

<https://support.industry.siemens.com/cs/ww/en/view/109813875>

Information for data generation and storage

<https://support.industry.siemens.com/cs/ww/en/view/109995012>

Information- and Downloadcenter (Catalogs, Brochures,...)

<https://www.siemens.com/ic10>

Industry Mall (Online ordering system)

<https://mall.industry.siemens.com/mall/en/en/Catalog/product?mlfb=3RA2215-0ED15-2AK6>

Service&Support (Manuals, Certificates, Characteristics, FAQs,...)

<https://support.industry.siemens.com/cs/ww/en/ps/3RA2215-0ED15-2AK6>

Image database (product images, 2D dimension drawings, 3D models, device circuit diagrams, EPLAN macros, ...)

[https://www.automation.siemens.com/bilddb/cax\\_de.aspx?mlfb=3RA2215-0ED15-2AK6&lang=en](https://www.automation.siemens.com/bilddb/cax_de.aspx?mlfb=3RA2215-0ED15-2AK6&lang=en)

Cax online generator

<https://support.automation.siemens.com/WW/CAXorder/default.aspx?lang=en&mlfb=3RA2215-0ED15-2AK6>

Characteristic curves

[https://curves.simaris.siemens.com/curves/<mmp\\_prod\\_noCOMP="HAUPT"></mmp\\_prod\\_no>](https://curves.simaris.siemens.com/curves/<mmp_prod_noCOMP=)

last modified:

5/7/2026