



Contactora AC 24 V 50/60 HZ AC3 15 kW 400 V 3-pole, size S2 screw terminal

product brand name	SIRIUS
product designation	Power contactor
product type designation	3RT5
<b>General technical data</b>	
size of contactor	S2
product extension auxiliary switch	Yes
power loss [W] for rated value of the current	
• at AC in hot operating state per pole	1.8 W
• without load current share typical	4.63 W
type of calculation of power loss current-dependent	quadratic
insulation voltage rated value	690 V
degree of pollution	3
surge voltage resistance rated value	6 kV
maximum permissible voltage for protective separation between coil and main contacts according to EN 60947-1	400 V
shock resistance at rectangular impulse	
• at AC	10 g / 5 ms, 5 g / 10 ms
shock resistance with sine pulse	
• at AC	15 g / 5 ms, 8 g / 10 ms
mechanical service life (operating cycles)	
• of contactor typical	10 000 000
• of the contactor with added auxiliary switch block typical	10 000 000
Substance Prohibitance (day/month/year)	03/01/2017
SVHC substance name	Lead CAS-No. 7439-92-1
Net Weight	0.82 kg
<b>Ambient conditions</b>	
installation altitude at height above sea level maximum	2 000 m
ambient temperature	
• during operation	-25 ... +60 °C
• during storage	-55 ... +80 °C
<b>Main circuit</b>	
number of poles for main current circuit	3
number of NO contacts for main contacts	3
number of NC contacts for main contacts	0
operating voltage	
• at AC-3 rated value maximum	690 V
• at AC-3e rated value maximum	690 V
operational current	
• at AC-1 up to 690 V	

— at ambient temperature 40 °C rated value	50 A
— at ambient temperature 60 °C rated value	45 A
● at AC-3	
— at 400 V rated value	32 A
— at 690 V rated value	20 A
● at AC-3e	
— at 400 V rated value	32 A
— at 690 V rated value	20 A
<b>connectable conductor cross-section in main circuit at AC-1</b>	
● at 60 °C minimum permissible	10 mm <sup>2</sup>
● at 40 °C minimum permissible	16 mm <sup>2</sup>
<b>operational current for approx. 200000 operating cycles at AC-4</b>	
● at 400 V rated value	15.6 A
● at 690 V rated value	11 A
<b>operating power</b>	
● at AC-1	
— at 230 V at 60 °C rated value	18 kW
— at 400 V at 60 °C rated value	31 kW
— at 690 V at 60 °C rated value	54 kW
● at AC-3	
— at 230 V rated value	7.5 kW
— at 400 V rated value	15 kW
— at 500 V rated value	18.5 kW
— at 690 V rated value	18.5 kW
● at AC-3e	
— at 230 V rated value	7.5 kW
— at 400 V rated value	15 kW
— at 500 V rated value	18.5 kW
— at 690 V rated value	18.5 kW
<b>operating power for approx. 200000 operating cycles at AC-4</b>	
● at 400 V rated value	8.2 kW
● at 690 V rated value	10 kW
<b>no-load switching frequency</b>	
● at AC	5 000 1/h
<b>operating frequency</b>	
● at AC-1 maximum	1 200 1/h
● at AC-3 maximum	1 000 1/h
● at AC-3e maximum	1 000 1/h
● at AC-4 maximum	250 1/h
<b>Control circuit/ Control</b>	
<b>type of voltage of the control supply voltage</b>	AC
<b>control supply voltage at AC</b>	
● at 50 Hz rated value	24 V
● at 60 Hz rated value	24 V
<b>operating range factor control supply voltage rated value of magnet coil at AC</b>	
● at 50 Hz	0.8 ... 1.1
● at 60 Hz	0.85 ... 1.1
<b>apparent pick-up power of magnet coil at AC</b>	
● at 50 Hz	127 VA
● at 60 Hz	127 VA
<b>inductive power factor with closing power of the coil</b>	
● at 50 Hz	0.78
● at 60 Hz	0.78
<b>apparent holding power of magnet coil at AC</b>	
● at 50 Hz	11.3 VA
● at 60 Hz	11.3 VA

<b>inductive power factor with the holding power of the coil</b>	
• at 50 Hz	0.42
• at 60 Hz	0.42
<b>Auxiliary circuit</b>	
number of NC contacts for auxiliary contacts instantaneous contact	0
number of NO contacts for auxiliary contacts instantaneous contact	0
operational current at AC-12 maximum	10 A
<b>operational current at AC-15</b>	
• at 230 V rated value	6 A
• at 400 V rated value	3 A
<b>operational current at DC-12</b>	
• at 110 V rated value	3 A
• at 220 V rated value	1 A
<b>operational current at DC-13</b>	
• at 24 V rated value	6 A
• at 110 V rated value	1 A
• at 220 V rated value	0.3 A
<b>contact reliability of auxiliary contacts</b>	1 faulty switching per 100 million (17 V, 1 mA)
<b>UL/CSA ratings</b>	
yielded mechanical performance [hp] for 3-phase AC motor at 460/480 V rated value	25 hp
<b>Short-circuit protection</b>	
<b>design of the fuse link</b>	
• for short-circuit protection of the main circuit	
— with type of coordination 1 required	fuse gL/gG: 125 A
— with type of coordination 2 required	fuse gL/gG: 63 A
• for short-circuit protection of the auxiliary switch required	fuse gL/gG: 10 A
<b>Installation/ mounting/ dimensions</b>	
<b>mounting position</b>	+/-180° rotation possible on vertical mounting surface; can be tilted forward and backward by +/- 22.5° on vertical mounting surface
fastening method side-by-side mounting	Yes
<b>fastening method</b>	screw and snap-on mounting onto 35 mm DIN rail according to DIN EN 50022
<b>height</b>	112 mm
<b>width</b>	55 mm
<b>depth</b>	115 mm
<b>Connections/ Terminals</b>	
<b>type of electrical connection</b>	
• for main current circuit	screw-type terminals
• for auxiliary and control circuit	screw-type terminals
type of connectable conductor cross-sections for main contacts	
• solid or stranded	2x (0.75 ... 16 mm <sup>2</sup> )
• finely stranded with core end processing	2x (0.75 ... 16 mm <sup>2</sup> )
• finely stranded without core end processing	2x (0.75 ... 16 mm <sup>2</sup> )
<b>type of connectable conductor cross-sections</b>	
• for auxiliary contacts	
— finely stranded with core end processing	2x (0.5 ... 1.5 mm <sup>2</sup> ), 2x (0.75 ... 2.5 mm <sup>2</sup> )
• for AWG cables for auxiliary contacts	2x (20 ... 16), 2x (18 ... 14), 1x 12
<b>Safety related data</b>	
product function mirror contact according to IEC 60947-4-1	Yes
<b>Electrical Safety</b>	
<b>protection class IP on the front according to IEC 60529</b>	IP20
<b>touch protection on the front according to IEC 60529</b>	finger-safe, for vertical contact from the front
<b>Approvals Certificates</b>	
<b>General Product Approval</b>	<b>EMV</b>



[Confirmation](#)



Maritime application	other	Environment
----------------------	-------	-------------

[CCS \(China Classification Society\)](#)

[Confirmation](#)

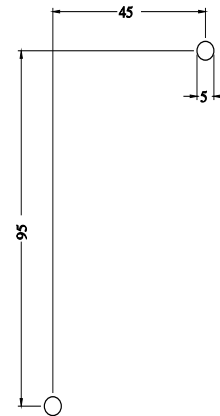
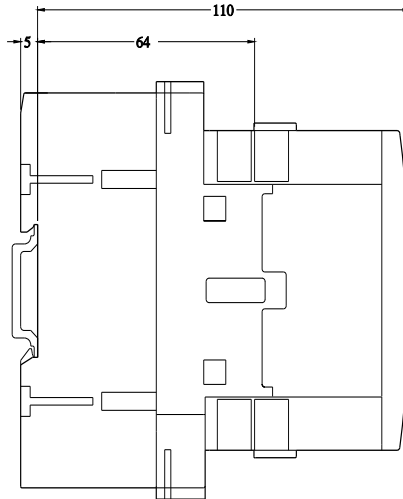
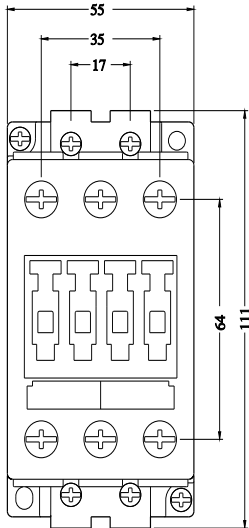
[Confirmation](#)



[Environmental Confirmations](#)

**Further information**

Service&Support (Manuals, Certificates, Characteristics, FAQs,...)  
<https://support.industry.siemens.com/cs/products?pnid=16027&lc=en-CN>





last modified:

4/4/2026 