




RCBO, Icn: 6 kA, 3P, Type AC, 30 mA, C-Char, In: 63 A, Un AC: 230 V



Model	
product brand name	SENTRON
product designation	RCD-operated circuit breaker
design of the product	Instantaneous
General technical data	
number of poles	3
number of poles with protection	3
design of pole	3P
tripping characteristic class	C
mechanical service life (operating cycles) typical	10 000
overvoltage category	3
degree of pollution	2
Voltage	
type of voltage of the operating voltage	AC
insulation voltage (Ui) rated value	440 V
surge voltage resistance rated value	4 000 V
surge current resistance at (8/20) μ s	1 kA
tripping fault current rated value	30 mA
<ul style="list-style-type: none"> • operational current <ul style="list-style-type: none"> — at 30 °C rated value — at 40 °C rated value — at 45 °C rated value — at 50 °C rated value — at 55 °C rated value • operational current at AC rated value 	63 A 58.6 A 56.1 A 54.8 A 53.6 A 63 A
residual current type	AC
Supply voltage	
supply voltage <ul style="list-style-type: none"> • at AC rated value • for testing equipment minimum 	400 V 125 V
operating frequency	50/60 Hz
supply voltage frequency rated value	50 Hz
Protection class	
protection class IP	IP20, if the distribution board is installed, with connected conductors
Breaking Capacity	
switching capacity current <ul style="list-style-type: none"> • according to EN 60898 rated value • according to IEC 60947-2 rated value 	6 kA 6 kA

short-circuit current breaking capacity (I _{cn}) according to EN 61009-1 rated value	6 kA	
rated residual switching capacity (I _{Δm}) according to IEC 61009-1	3 kA	
energy limitation class	3	
Dissipation		
power loss [W]		
• for rated value of the current at AC in hot operating state per pole	0.75 W	
• maximum	2.3 W	
Product details		
product feature touch protection	Yes	
product component neutral conductor switching	No	
product feature halogen-free	Yes	
product feature silicon-free	Yes	
Product function		
product function	voltage dependent RCD function	
Connections		
connectable conductor cross-section solid		
• minimum	0.75 mm ²	
• maximum	35 mm ²	
connectable conductor cross-section stranded		
• minimum	0.75 mm ²	
• maximum	35 mm ²	
connectable conductor cross-section finely stranded with core end processing		
• minimum	0.75 mm ²	
• maximum	25 mm ²	
tightening torque with screw-type terminals		
• minimum	2.5 N·m	
• maximum	3 N·m	
position of power supply cord	Either top or bottom	
Mechanical Design		
height	90 mm	
width	108 mm	
depth	77 mm	
installation depth	70 mm	
number of modular width units	6	
mounting position	any	
Net Weight	450 g	
Environmental conditions		
influence of the surrounding temperature	Max. 95% humidity	
ambient temperature during operation		
• minimum	-25 °C	
• maximum	45 °C	
ambient temperature during storage		
• minimum	-40 °C	
• maximum	75 °C	
number of test cycles for environmental testing according to IEC 60068-2-30	28	
Approvals Certificates		
Environment	General Product Approval	other
Environmental Con- firmations	Environmental Con- firmations	Confirmation
		
other		

[Confirmation](#)

Further information

Information on the packaging

<https://support.industry.siemens.com/cs/ww/en/view/109813875>

Information for data generation and storage

<https://support.industry.siemens.com/cs/ww/en/view/109995012>

Information- and Downloadcenter (Catalogs, Brochures,...)

<https://www.siemens.com/lowvoltage/catalogs>

Industry Mall (Online ordering system)

<https://mall.industry.siemens.com/mall/en/en/Catalog/product?mlfb=5SU9336-1CN63>

Service&Support (Manuals, Certificates, Characteristics, FAQs,...)

<https://support.industry.siemens.com/cs/ww/en/ps/5SU9336-1CN63>

Image database (product images, 2D dimension drawings, 3D models, device circuit diagrams, ...)

https://www.automation.siemens.com/bilddb/cax_en.aspx?mlfb=5SU9336-1CN63

CAX-Online-Generator

<https://www.siemens.com/cax>

Tender specifications

<https://www.siemens.com/specifications>

Characteristic curves

[https://curves.simaris.siemens.com/curves/<mmp_prod_noCOMP="HAUPT"></mmp_prod_no>](https://curves.simaris.siemens.com/curves/<mmp_prod_noCOMP=)

last modified:

7/22/2025 

