



Load feeder fuseless, Direct-on-line starting 400 V AC, Size S00 0.55...0.80 A 24 V DC screw terminal for installation on standard mounting rail (also fulfills type of coordination 1) Type of coordination 2, I<sub>q</sub> = 150 kA 1 NO (contactor)

<b>product brand name</b>	SIRIUS
<b>product designation</b>	Direct (on-line) starter
<b>design of the product</b>	for DIN-rail or screw mounting
<b>product type designation</b>	3RA21
<b>manufacturer's article number</b>	
<ul style="list-style-type: none"> <li>• of the supplied contactor</li> <li>• of the supplied circuit-breakers</li> <li>• of the supplied link module</li> </ul>	<a href="#">3RT2015-1BB41</a> <a href="#">3RV2011-0HA10</a> <a href="#">3RA1921-1DA00</a>
<b>General technical data</b>	
<b>size of the circuit-breaker</b>	S00
<b>size of load feeder</b>	S00
<b>power loss [W] for rated value of the current</b>	
<ul style="list-style-type: none"> <li>• at AC in hot operating state per pole</li> <li>• without load current share typical</li> </ul>	2.6 W 4 W
<b>type of calculation of power loss current-dependent</b>	quadratic
insulation voltage with degree of pollution 3 at AC rated value	690 V
<b>surge voltage resistance rated value</b>	6 kV
<b>degree of protection NEMA rating</b>	other
<b>shock resistance according to IEC 60068-2-27</b>	6 g / 11 ms
mechanical service life (operating cycles) of contactor typical	30 000 000
<b>type of coordination</b>	2
<b>reference code according to IEC 81346-2:2019</b>	Q
<b>Substance Prohibition (day/month/year)</b>	10/01/2009
<b>SVHC substance name</b>	Lead CAS-No. 7439-92-1
<b>Net Weight</b>	0.58 kg
<b>Ambient conditions</b>	
<b>ambient temperature</b>	
<ul style="list-style-type: none"> <li>• during operation</li> <li>• during storage</li> <li>• during transport</li> </ul>	-20 ... +60 °C -50 ... +80 °C -50 ... +80 °C
<b>temperature compensation</b>	-20 ... +60 °C
relative humidity during operation	10 ... 95 %
<b>Main circuit</b>	
<b>number of poles for main current circuit</b>	3
<b>design of the switching contact</b>	electromechanical
<b>adjustable current response value current of the current-dependent overload release</b>	0.55 ... 0.8 A
<b>operating voltage</b>	
<ul style="list-style-type: none"> <li>• rated value</li> </ul>	690 V

<ul style="list-style-type: none"> <li>• at AC-3 rated value maximum</li> </ul>	690 V
<ul style="list-style-type: none"> <li>• at AC-3e rated value maximum</li> </ul>	690 V
<b>operating frequency rated value</b>	50 ... 60 Hz
<b>operational current</b>	
<ul style="list-style-type: none"> <li>• at AC-3 at 400 V rated value</li> </ul>	0.8 A
<ul style="list-style-type: none"> <li>• at AC-3e at 400 V rated value</li> </ul>	0.8 A
<b>operating power</b>	
<ul style="list-style-type: none"> <li>• at AC-3 <ul style="list-style-type: none"> <li>— at 400 V rated value</li> </ul> </li> </ul>	180 W
<ul style="list-style-type: none"> <li>• at AC-3e <ul style="list-style-type: none"> <li>— at 400 V rated value</li> </ul> </li> </ul>	180 W
<b>Control circuit/ Control</b>	
<b>type of voltage of the control supply voltage</b>	DC
<b>control supply voltage at DC rated value</b>	24 V
<b>holding power of magnet coil at DC</b>	4 W
<b>Auxiliary circuit</b>	
<b>product extension auxiliary switch</b>	Yes
<b>Protective and monitoring functions</b>	
<b>trip class</b>	CLASS 10
<b>design of the overload release</b>	thermal (bimetallic)
response value current of instantaneous short-circuit trip unit	10 A
<b>UL/CSA ratings</b>	
<b>full-load current (FLA) for 3-phase AC motor</b>	
<ul style="list-style-type: none"> <li>• at 480 V rated value</li> </ul>	0.8 A
<ul style="list-style-type: none"> <li>• at 600 V rated value</li> </ul>	0.8 A
<b>yielded mechanical performance [hp]</b>	
<ul style="list-style-type: none"> <li>• for 3-phase AC motor <ul style="list-style-type: none"> <li>— at 460/480 V rated value</li> </ul> </li> </ul>	0.5 hp
<ul style="list-style-type: none"> <li>— at 575/600 V rated value</li> </ul>	0.5 hp
<b>Short-circuit protection</b>	
<b>product function short circuit protection</b>	Yes
<b>design of the short-circuit trip</b>	magnetic
<b>conditional short-circuit current (I<sub>q</sub>)</b>	
<ul style="list-style-type: none"> <li>• at 400 V according to IEC 60947-4-1 rated value</li> </ul>	150 000 A
<b>Installation/ mounting/ dimensions</b>	
<b>mounting position</b>	vertical
<b>fastening method</b>	screw and snap-on mounting onto 35 mm DIN rail
<b>height</b>	167 mm
<b>width</b>	45 mm
<b>depth</b>	97 mm
<b>required spacing</b>	
<ul style="list-style-type: none"> <li>• for grounded parts <ul style="list-style-type: none"> <li>— forwards</li> </ul> </li> </ul>	20 mm
<ul style="list-style-type: none"> <li>— backwards</li> </ul>	0 mm
<ul style="list-style-type: none"> <li>— upwards</li> </ul>	50 mm
<ul style="list-style-type: none"> <li>— at the side</li> </ul>	20 mm
<ul style="list-style-type: none"> <li>— downwards</li> </ul>	10 mm
<ul style="list-style-type: none"> <li>• for live parts <ul style="list-style-type: none"> <li>— forwards</li> </ul> </li> </ul>	20 mm
<ul style="list-style-type: none"> <li>— backwards</li> </ul>	0 mm
<ul style="list-style-type: none"> <li>— upwards</li> </ul>	50 mm
<ul style="list-style-type: none"> <li>— downwards</li> </ul>	10 mm
<ul style="list-style-type: none"> <li>— at the side</li> </ul>	20 mm
<b>Connections/ Terminals</b>	
<b>type of electrical connection</b>	
<ul style="list-style-type: none"> <li>• for main current circuit</li> </ul>	screw-type terminals
<ul style="list-style-type: none"> <li>• for auxiliary and control circuit</li> </ul>	screw-type terminals
<b>Safety related data</b>	

product function suitable for safety function	Yes
<b>Electrical Safety</b>	
<b>touch protection on the front according to IEC 60529</b>	finger-safe, for vertical contact from the front
<b>Communication/ Protocol</b>	
<b>protocol is supported</b>	
• PROFINET IO protocol	No
• PROFIsafe protocol	No
protocol is supported AS-Interface protocol	No

<b>Approvals Certificates</b>	
<b>Environment</b>	<b>General Product Approval</b>
	<b>For use in hazardous locations</b>

[Environmental Confirmations](#)



<b>Test Certificates</b>	<b>Maritime application</b>
--------------------------	-----------------------------

[Type Test Certificates/Test Report](#)

[Special Test Certificate](#)



<b>Maritime application</b>	<b>other</b>
-----------------------------	--------------



[Confirmation](#)

[Confirmation](#)



<b>Railway</b>	<b>Dangerous goods</b>
----------------	------------------------

[Special Test Certificate](#)

[Transport Information](#)

<b>Further information</b>
----------------------------

**Information on the packaging**

<https://support.industry.siemens.com/cs/ww/en/view/109813875>

**Information for data generation and storage**

<https://support.industry.siemens.com/cs/ww/en/view/109995012>

**Information- and Downloadcenter (Catalogs, Brochures,...)**

<https://www.siemens.com/ic10>

**Industry Mall (Online ordering system)**

<https://mall.industry.siemens.com/mall/en/en/Catalog/product?mlfb=3RA2110-0HA15-1BB4>

**Service&Support (Manuals, Certificates, Characteristics, FAQs,...)**

<https://support.industry.siemens.com/cs/ww/en/ps/3RA2110-0HA15-1BB4>

**Image database (product images, 2D dimension drawings, 3D models, device circuit diagrams, EPLAN macros, ...)**

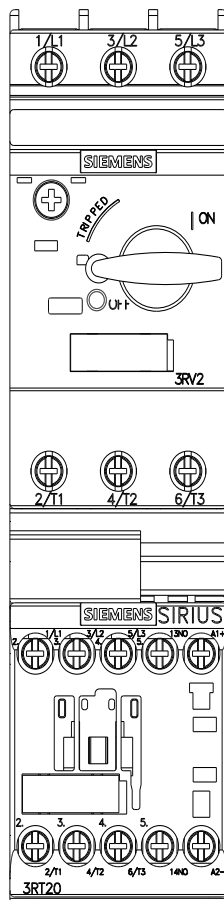
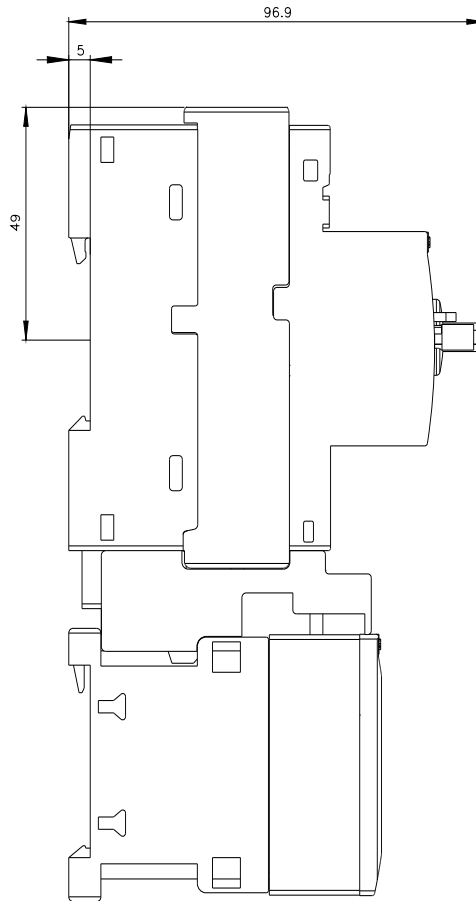
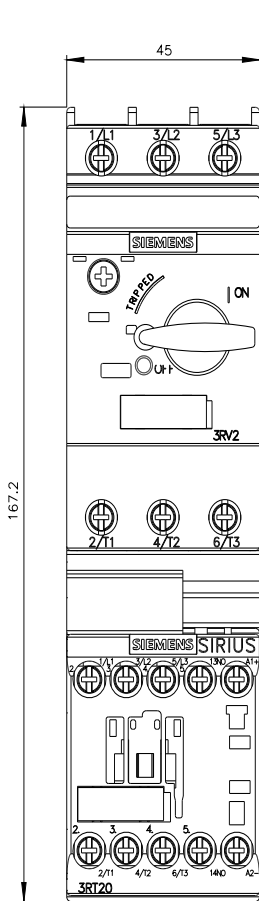
[https://www.automation.siemens.com/bilddb/cax\\_de.aspx?mlfb=3RA2110-0HA15-1BB4&lang=en](https://www.automation.siemens.com/bilddb/cax_de.aspx?mlfb=3RA2110-0HA15-1BB4&lang=en)

**Cax online generator**

<https://support.automation.siemens.com/WW/CAXorder/default.aspx?lang=en&mlfb=3RA2110-0HA15-1BB4>

**Characteristic curves**

[https://curves.simaris.siemens.com/curves/<mmp\\_prod\\_noCOMP="HAUPT"></mmp\\_prod\\_no>](https://curves.simaris.siemens.com/curves/<mmp_prod_noCOMP=)





last modified:

4/24/2026 