

# Product datasheet

Specifications



## universal plug-in relay - Harmony RUM - 3 C/O - 24 V AC - 3 A - with LED

RUMC3GB3B7

⚠ Discontinued on: 1 Nov 2020

⚠ Discontinued

### Main

Range of product	Harmony Relay
Series name	Universal
Product or component type	Plug-in relay
Device short name	RUM
Contact operation	Low level
[Uc] control circuit voltage	24 V AC
Contacts type and composition	3 C/O
status LED	With
Control type	Without push-button
[Ithe] conventional enclosed thermal current	3 A at -40...55 °C

### Complementary

[Uimp] rated impulse withstand voltage	4 kV
minimum switching current	3 mA
Minimum switching voltage	5 V
Minimum switching capacity	15 mW
Electrical durability	100000 cycles for resistive load
Average coil consumption in VA	2...3 at 60 Hz
Operating time	20 ms
Rated operational voltage limits	19.2...26.4 V AC
[UI] rated insulation voltage	250 V conforming to IEC 300 V conforming to CSA 300 V conforming to UL
Maximum switching voltage	250 V AC conforming to IEC 250 V DC conforming to IEC
Drop-out voltage threshold	$\geq 0.15 U_c$ AC
[Ie] rated operational current	2 A AC-1/DC-1 (NO) conforming to IEC 3 A AC-1/DC-1 conforming to UL 1 A AC-1/DC-1 (NC) conforming to IEC
Average resistance	72 Ohm at 20 °C +/- 15 %
Maximum switching capacity	750 VA AC 84 W DC
Mechanical durability	5000000 cycles

<b>Safety reliability data</b>	B10d = 100000
<b>Operating rate</b>	<= 18000 cycles/hour no-load <= 1200 cycles/hour under load
<b>Utilisation coefficient</b>	20 %
<b>Compatibility code</b>	RUM
<b>Dielectric strength</b>	1500 V AC between contacts 1550 V AC between coil and contact 1550 V AC between poles
<b>Protection category</b>	RT I
<b>Pollution degree</b>	3
<b>Operating position</b>	Any position
<b>Contacts material</b>	Gold plated bifurcated silver
<b>Shape of pin</b>	Cylindrical
<b>Net weight</b>	0.086 kg

## Environment

<b>Ambient air temperature for operation</b>	-40...55 °C
<b>IP degree of protection</b>	IP40 conforming to EN/IEC 60529
<b>Standards</b>	EN/IEC 61810-1 UL 508 CSA C22.2 No 14
<b>Product certifications</b>	GOST CSA UL
<b>Ambient air temperature for storage</b>	-40...85 °C
<b>Vibration resistance</b>	3 gn, amplitude = +/- 1 mm (f = 10...150 Hz)10 cycles in operation conforming to EN/IEC 60068-2-27 4 gn, amplitude = +/- 1 mm (f = 10...150 Hz)10 cycles not operating conforming to EN/IEC 60068-2-27
<b>Shock resistance</b>	10 gn for in operation 10 gn for not operating

## Contractual warranty

<b>Warranty (in months)</b>	18
-----------------------------	----



## Environmental Data

Schneider Electric aims to achieve Net Zero status by 2050 through supply chain partnerships, lower impact materials, and circularity via our ongoing “Use Better, Use Longer, Use Again” campaign to extend product lifetimes and recyclability.

[Environmental Data explained >](#)

[How we assess product sustainability >](#)

### Use Longer



#### Lifetime extension

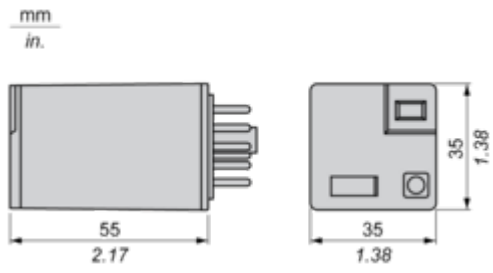
Repair

No

Dimensions Drawings

Dimensions

---



Connections and Schema

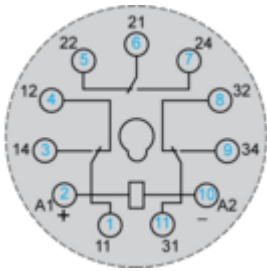
Wiring Diagram

---



Wiring Diagram

---

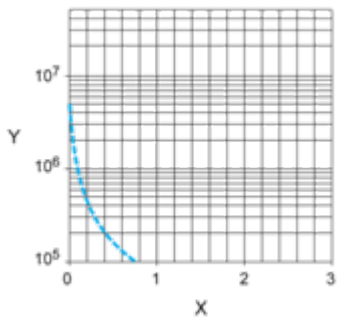


Symbols shown in blue correspond to Nema marking.

Performance Curves

Electrical Durability of Contacts

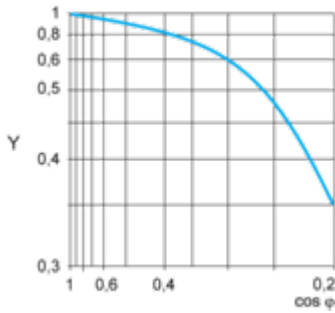
Durability (inductive load) = durability (resistive load) x reduction coefficient.  
Resistive AC load



X Switching capacity (kVA)

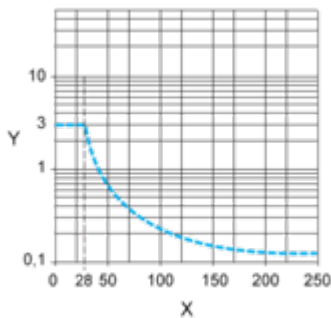
Y Durability (Number of operating cycles)

Reduction coefficient for inductive AC load (depending on power factor cos φ)



Y Reduction coefficient (A)

Maximum switching capacity on resistive DC load



X Voltage DC

Y Current DC

Note : These are typical curves, actual durability depends on load, environment, duty cycle, etc.