

# Product datasheet

Specifications



19w Industrial FPM, Harmony FP6,  
Full HD, 16M colors, PCAP Multi  
Touch (2 points) with optimized  
noise filter, DVI, USB Type B, 24V  
DC

HMIFP6800WCD

## Main

Range of product	Harmony FP6
Product or component type	Touch panel screen

## Complementary

Display size	18.5 inch
Aspect ratio	16:9
Display resolution	1920 x 1080 pixels full HD
Display colour	16 million colours
Pixel resolution	1920 x 1080
Backlight lifespan	50000 hours at 25 °C
[Us] rated supply voltage	24 V DC
Integrated connection type	DVI-D video port USB type B USB 2.0
Inrush current	30 A
Power consumption in W	30.6 W
Type of cooling	Natural
Device mounting	Panel mounting Direct mounting VESA
Display type	LED
Touch panel	Multi-touch projected capacitive technology (PCT)
Cut-out dimensions	449.5 (+ 1/- 0) x 279.5 (+ 1/- 0) mm
Width	463.6 mm
Depth	69.5 mm
Height	293.6 mm
Net weight	6.3 kg

## Environment

IP degree of protection	IP66f IP67f Type 1 Type 4X Type 12 Type 13
Ambient air temperature for operation	0...55 °C

<b>Pollution degree</b>	2
<b>Vibration resistance</b>	1 gn (f = 5...9 Hz) - single amplitude - conforming to IEC 61131-2 1 gn (f = 9...150 Hz) - fixed amplitude - conforming to IEC 61131-2 1 gn - X, Y, Z directions for 10 cycles (approx. 100 min) - conforming to IEC 61131-2
<b>Standards</b>	CE FCC part 15 UL 61010-2-201 CSA C22.2 No 61010-2-201
<b>Product certifications</b>	RCM KC UKCA DNV (except 22" wide display) ATEX zone 2 ATEX zone 22 dust CULus Class 1 Division 2 IECEX zone 2 (DC model, front USB cover must be locked with screw) IECEX zone 22
<b>Ambient air temperature for storage</b>	-20...60 °C
<b>Operating altitude</b>	2000 m
<b>Shock resistance</b>	147 m/s <sup>2</sup> conforming to IEC 61131-2 147 m/s <sup>2</sup> 3 shocks in each direction X, Y and Z
<b>Electromagnetic compatibility</b>	Electrostatic discharge immunity test 6 kV contact discharge conforming to IEC 61000-4-2 level 3 Electrostatic discharge immunity test 8 kV air discharge conforming to IEC 61000-4-2 level 3 Electrical fast transient/burst immunity test 2 kV power ports conforming to IEC 61000-4-4 Electrical fast transient/burst immunity test 1 kV signal ports conforming to IEC 61000-4-4

## Packing Units

<b>Unit Type of Package 1</b>	PCE
<b>Number of Units in Package 1</b>	1
<b>Package 1 Height</b>	15 cm
<b>Package 1 Width</b>	55 cm
<b>Package 1 Length</b>	82 cm
<b>Package 1 Weight</b>	5.98 kg

## Contractual warranty

<b>Warranty (in months)</b>	18
-----------------------------	----



## Environmental Data

Schneider Electric aims to achieve Net Zero status by 2050 through supply chain partnerships, lower impact materials, and circularity via our ongoing “Use Better, Use Longer, Use Again” campaign to extend product lifetimes and recyclability.

[Environmental Data explained >](#)

[How we assess product sustainability >](#)



### Environmental footprint

Total lifecycle Carbon footprint	1 729 kg CO2 eq.
Environmental Disclosure	<a href="#">Product Environmental Profile</a>
Carbon footprint of the manufacturing phase [A1 to A3]	382 kg CO2 eq.
Carbon footprint of the distribution phase [A4]	0.9 kg CO2 eq.
Carbon footprint of the installation phase [A5]	2 kg CO2 eq.
Carbon footprint of the use phase [B2, B3, B4, B6]	1 338 kg CO2 eq.
Carbon footprint of the end-of-life phase [C1 to C4]	7 kg CO2 eq.

## Use Better



### Materials and Substances

F-gas free	K izolaci a zhašení je využíváno pouze vzduchové a vakuové médium; bez obsahu F-plynů včetně SF6.
Packaging made with recycled cardboard	Yes
Packaging without single use plastic	No
SCIP Number	3e485f57-089b-461f-87ef-eb75768c4245
Halogen-free status	Product contains halogen above thresholds
PVC free	No
Silicone-free	No

## Use Longer




### Lifetime extension

Repair	No
--------	----

## Use Again



### Repack and remanufacture

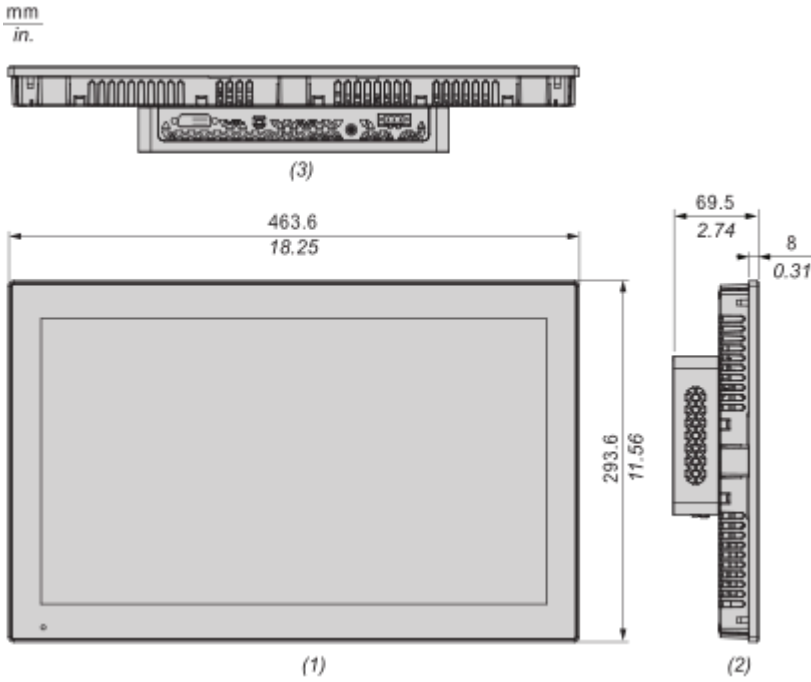
Recyclability potential, in %	55
End of life manual availability	<a href="#">End of Life Information</a>
Take-back	Yes
WEEE Label	 The product must be disposed on European Union markets following specific waste collection and never end up in rubbish bins

Dimensions Drawings

Dimensions

---

External Dimensions

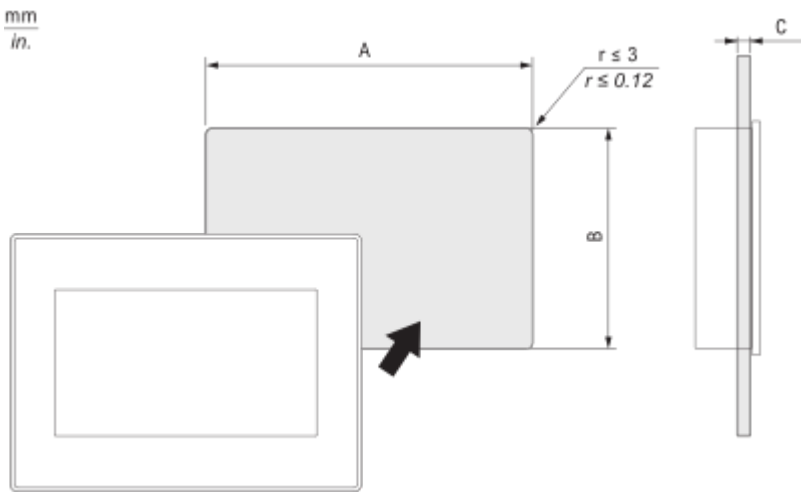


- (1): Front
- (2): Left
- (3): Bottom

Connections and Schema

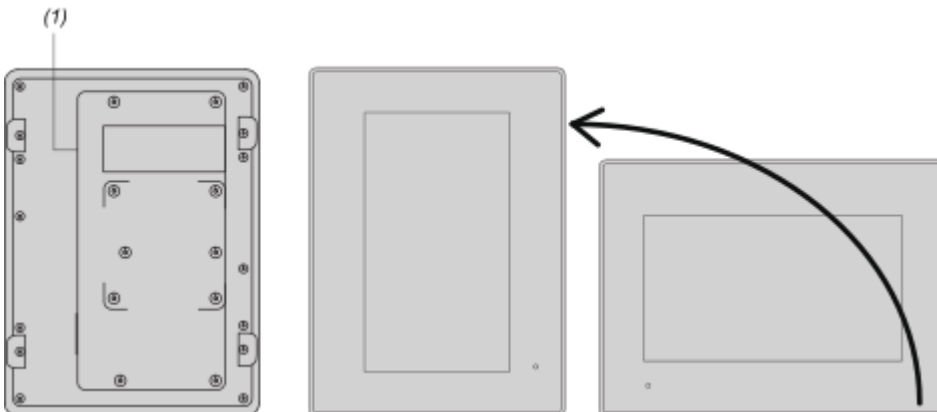
Mounting

Panel Cut Dimension



A		B		C	
mm	in.	mm	in.	mm	in.
449.5 (+1, -0)	17.7 (+0.04, -0)	279.5 (+1, -0)	11.0 (+0.04, -0)	1.6...5	0.06...0.2

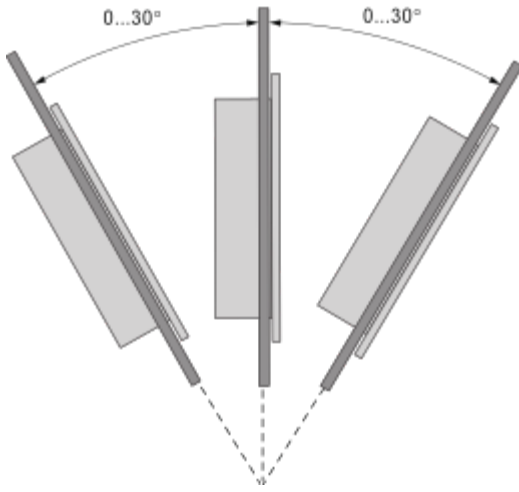
Mounting Orientation



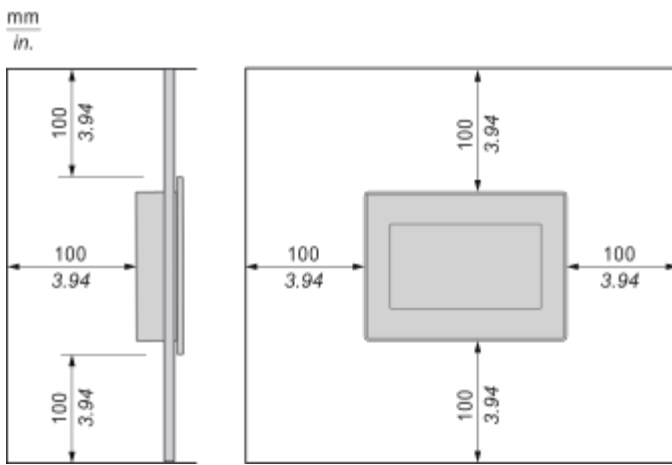
(1): Power connector

**Note:** For portrait orientation mounting, make sure the screen editing software supports the function.

Mounting Angle



Clearance



Technical Illustration

Dimensions

---

mm  
in.

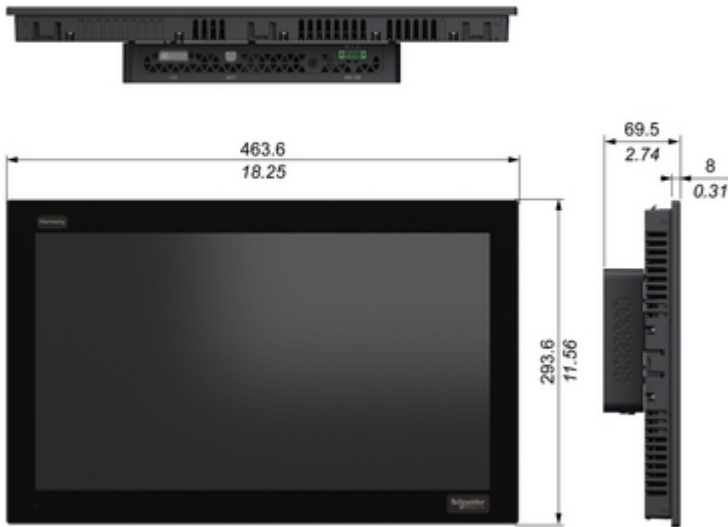


Image of product / Alternate images

Alternative

---

