


Product datasheet

Specifications

Controller M100 - 20I/12O relay - 220VAC



TM100C32RN

Main

Range of product	Easy Modicon M100
Product or component type	Logic controller
[Us] rated supply voltage	100...240 V AC
Discrete I/O number	32
Discrete input number	I2...I5: 4 fast input I0...I1: 2 high speed input I6...I19: 14 regular input
Discrete output number	12 relay
Discrete input voltage	24 V
Discrete input voltage type	DC
Discrete input current	7 mA for regular input 7 mA for fast input 9 mA for high speed input
Discrete output voltage	24 V DC 220 V AC
Discrete output current	2 A
Discrete output type	Relay normally open
Power consumption in VA	32...44 VA at 100...240 V AC (with max I/O)

Complementary

Supply voltage limits	85...264 V
Voltage state 1 guaranteed	≥ 15 V for input
Voltage state 0 guaranteed	≤ 5 V for input
Network frequency	50/60 Hz
Inrush current	50 A
Input impedance	3.3 kOhm for regular input 3.3 kOhm for fast input 2.81 kOhm for high speed input
Response time	35 μ s turn-on, I2...I5 terminal(s) for fast input 100 μ s turn-off, I2...I5 terminal(s) for fast input 5 μ s turn-on, I0...I1 terminal(s) for high speed input 5 μ s turn-off, I0...I1 terminal(s) for high speed input 35 μ s turn-on, I6...I13 terminal(s) for regular input 100 μ s turn-off, I6...I13 terminal(s) for regular input 10 ms turn-on, Q0...Q11 terminal(s) for relay output 10 ms turn-off, Q0...Q11 terminal(s) for relay output 55 μ s turn-on, I14...I19 terminal(s) for regular input 125 μ s turn-off, I14...I19 terminal(s) for regular input

Configurable filtering time	0 ms for input 3 ms for input 12 ms for input
Output voltage limits	30 V DC 250 V AC
Maximum current per output common	4 A at COM 0 4 A at COM 1 4 A at COM 2
Electrical durability	100000 cycles AC-12, 240 V, 480 VA, resistive 100000 cycles DC-12, 24 V, 48 W, resistive
Switching frequency	0.1 Hz with maximum load 5 Hz without maximum load
Mechanical durability	20000000 cycles for relay output
Minimum load	10 mA at 5 V DC for relay output
Memory capacity	1024 kB internal flash with 10000 instructions for backup of programs
Data storage equipment	32 GB micro SD card (optional)
Execution time for 1 KInstruction	0.3 ms for event and periodic task
Execution time per instruction	0.2 µs Boolean
Exct time for event task	60 µs response time
Regulation loop	Adjustable PID regulator up to 14 simultaneous loops
Control signal type	Quadrature (x1, x2, x4) at 60 kHz for fast input (HSC mode) Pulse/direction at 60 kHz for fast input (HSC mode) Single phase at 60 kHz for fast input (HSC mode) CW/CCW at 60 kHz for fast input (HSC mode)
Counting input number	2 fast input (HSC mode) at 60 kHz 32 bits
Integrated connection type	USB port with mini B USB 2.0 connector Non isolated serial link serial 1 with terminal block connector and RS485 interface Non isolated serial link serial 2 with terminal block connector and RS232/RS485 interface
Transmission rate	1.2...115.2 kbit/s (115.2 kbit/s by default) for bus length of 15 m for RS485 1.2...115.2 kbit/s (115.2 kbit/s by default) for bus length of 3 m for RS232 12 Mbit/s for USB
Communication port protocol	USB port: USB - SoMachine-Network Non isolated serial link: Modbus master/slave - RTU/ASCII or SoMachine-Network
Local signalling	1 LED (green) for PWR 1 LED (green) for RUN 1 LED (red) for module error (ERR) 1 LED (green) for SD card access (SD) 1 LED (green) for SL1 1 LED per channel (green) for I/O state
Electrical connection	removable screw terminal blockfor inputs removable screw terminal blockfor outputs removable screw terminal block, 4 terminal(s) for connecting the serial link1 Mini B USB 2.0 connectorfor a programming terminal removable screw terminal block, 3 terminal(s) for connecting the 100-240 V AC power supply
Maximum cable distance between devices	Shielded cable: <10 m for fast input Shielded cable: <10 m for high speed input Unshielded cable: <150 m for output Unshielded cable: <50 m for regular input
Insulation	Between input and internal logic at 560 V AC Between fast input and internal logic at 560 V AC Between input groups at 560 V AC Non-insulated between inputs Between output and internal logic at 1780 V AC Between output groups at 1780 V AC Between supply and internal logic at 1780 V AC
Sensor power supply	24 V DC

Mounting support	Top hat type TH35-15 rail conforming to IEC 60715 Top hat type TH35-7.5 plate or panel with fixing kit conforming to IEC 60715
Height	90 mm
Depth	70 mm
Width	175 mm
Net weight	0.435 kg

Environment

IP degree of protection	IP20 with protective cover in place
Product certifications	CE
Standards	EN/IEC 61010-2-201 EN/IEC 61131-2

Electromagnetic compatibility	<p>Electrostatic discharge immunity test - test level: 8 kV (air discharge) conforming to EN/IEC 61000-4-2</p> <p>Electrostatic discharge immunity test - test level: 6 kV (contact discharge) conforming to EN/IEC 61000-4-2</p> <p>Susceptibility to electromagnetic fields - test level: 10 V/m (80 MHz...3 GHz) conforming to EN/IEC 61000-4-3</p> <p>Conducted emission - test level: 79 dBμV/m QP/66 dBμV/m AV (power lines (AC)) conforming to EN/IEC 55011</p> <p>Conducted emission - test level: 73 dBμV/m QP/60 dBμV/m AV (power lines (AC)) conforming to EN/IEC 55011</p> <p>Radiated emission - test level: 40 dBμV/m QP class A (10 m) conforming to EN/IEC 55011</p> <p>Radiated emission - test level: 47 dBμV/m QP class A (10 m) conforming to EN/IEC 55011</p> <p>Magnetic field at power frequency - test level: 30 A/m (I/O) conforming to EN/IEC 61000-4-8</p> <p>Electrical fast transient/burst immunity test - test level: 2 kV (power lines) conforming to EN/IEC 61000-4-4</p> <p>Electrical fast transient/burst immunity test - test level: 2 kV (relay output) conforming to EN/IEC 61000-4-4</p> <p>Electrical fast transient/burst immunity test - test level: 1 kV (I/O) conforming to EN/IEC 61000-4-4</p> <p>Electrical fast transient/burst immunity test - test level: 1 kV (serial link) conforming to EN/IEC 61000-4-4</p> <p>1.2/50 μs shock waves immunity test - test level: 1 kV (power lines (DC)) conforming to EN/IEC 61000-4-5</p> <p>1.2/50 μs shock waves immunity test - test level: 2 kV (power lines (AC)) conforming to EN/IEC 61000-4-5</p> <p>1.2/50 μs shock waves immunity test - test level: 2 kV (relay output) conforming to EN/IEC 61000-4-5</p> <p>1.2/50 μs shock waves immunity test - test level: 1 kV (I/O) conforming to EN/IEC 61000-4-5</p> <p>1.2/50 μs shock waves immunity test - test level: 1 kV (shielded cable) conforming to EN/IEC 61000-4-5</p> <p>1.2/50 μs shock waves immunity test - test level: 0.5 kV class A (power lines (DC)) conforming to EN/IEC 61000-4-5</p> <p>1.2/50 μs shock waves immunity test - test level: 1 kV class A (power lines (AC)) conforming to EN/IEC 61000-4-5</p> <p>1.2/50 μs shock waves immunity test - test level: 1 kV (relay output) conforming to EN/IEC 61000-4-5</p> <p>Conducted RF disturbances - test level: 10 V (0.15...80 MHz) conforming to EN/IEC 61000-4-6</p>
--------------------------------------	--

Shock resistance	15 gn for 11 ms 30 gn for 6 ms
-------------------------	-----------------------------------

Immunity to microbreaks	10 ms
--------------------------------	-------

Vibration resistance	3.5 mm at 5...8.4 Hz on symmetrical rail 1 gn at 8.4...150 Hz on symmetrical rail 3.5 mm at 5...8.4 Hz on panel mounting 3 gn at 8.4...150 Hz on panel mounting
-----------------------------	--

Relative humidity	10...95 %, without condensation (in operation) 10...95 %, without condensation (in storage)
--------------------------	--

Ambient air temperature for operation	0...55 °C (horizontal installation)
--	-------------------------------------

Ambient air temperature for storage	-25...70 °C
Pollution degree	<= 2
Operating altitude	0...2000 m
Storage altitude	0...3000 m

Packing Units

Unit Type of Package 1	PCE
Number of Units in Package 1	1
Package 1 Height	9.312 cm
Package 1 Width	13.703 cm
Package 1 Length	18.69 cm
Package 1 Weight	640.0 g
Unit Type of Package 2	S03
Number of Units in Package 2	12
Package 2 Height	30.0 cm
Package 2 Width	30.0 cm
Package 2 Length	40.0 cm
Package 2 Weight	8.036 kg
Unit Type of Package 3	P12
Number of Units in Package 3	288
Package 3 Height	95.0 cm
Package 3 Width	80.0 cm
Package 3 Length	120.0 cm
Package 3 Weight	132.0 kg

Contractual warranty

Warranty (in months)	18
----------------------	----



Environmental Data

Schneider Electric aims to achieve Net Zero status by 2050 through supply chain partnerships, lower impact materials, and circularity via our ongoing “Use Better, Use Longer, Use Again” campaign to extend product lifetimes and recyclability.

[Environmental Data explained >](#)

[How we assess product sustainability >](#)



Environmental footprint

Total lifecycle Carbon footprint	4 601 kg CO2 eq.
Environmental Disclosure	Product Environmental Profile
Carbon footprint of the manufacturing phase [A1 to A3]	13 kg CO2 eq.
Carbon footprint of the distribution phase [A4]	0.1 kg CO2 eq.
Carbon footprint of the installation phase [A5]	0.2 kg CO2 eq.
Carbon footprint of the use phase [B2, B3, B4, B6]	4 588 kg CO2 eq.
Carbon footprint of the end-of-life phase [C1 to C4]	0.3 kg CO2 eq.

Use Better



Materials and Substances

Packaging made with recycled cardboard	Yes
Packaging without single use plastic	Yes
EU RoHS Directive	Pro-active compliance (Product out of EU RoHS legal scope)
REACH Regulation	REACH Declaration

Use Longer



Lifetime extension

Repair	No
--------	----

Use Again



Repack and remanufacture

End of life manual availability	End of Life Information
Take-back	No

Dimensions Drawings

Dimensions Drawings

Dimensions

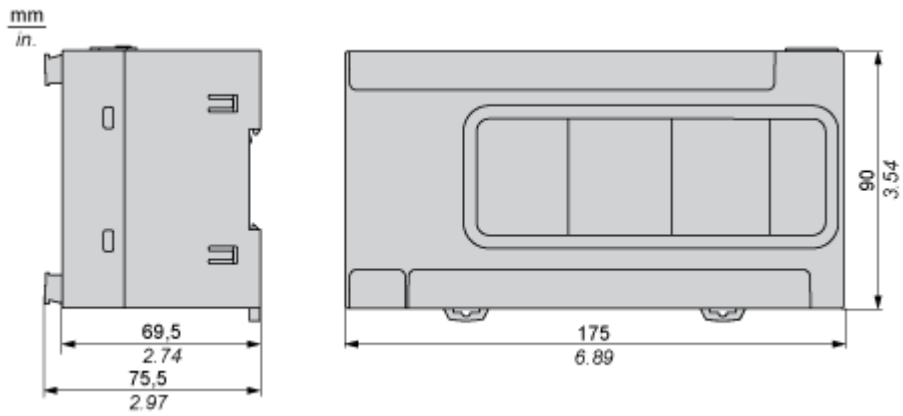





Image of product / Alternate images

Alternative







Modicon TM100C32RN
Power: 100-240VAC 50/60Hz 32-44VA
Inputs: 24VDC Input, 0, 11, 9mA/PT
Others: 7mA/PT
Outputs: Rly 240VAC/30VDC 5A
Max Output: 24VDC 40mA
Use 60/75°C copper wire only
Terminal Torque: 0.5Nm
For use in pollution degree 2 environment
A maximum ambient temperature 55°C

XXXXXXXXXXXXXXXXXXXX
PVXX RLXX SVXXX
Made in China XXXX