






RCBO, 6 kA, 2P, Type AC, 30 mA, C-Char, In: 20 A, Un AC: 400 V

Model	
product brand name	SENTRON
product designation	RCD-operated circuit breaker
design of the product	Instantaneous
General technical data	
number of poles	2
number of poles with protection	2
design of pole	2P
tripping characteristic class	C
mechanical service life (operating cycles) typical	10 000
overvoltage category	3
degree of pollution	2
Voltage	
type of voltage of the operating voltage	AC
insulation voltage (Ui) rated value	440 V
surge voltage resistance rated value	4 000 V
surge current resistance at (8/20) $\mu$ s	1 kA
tripping fault current rated value	30 mA
<ul style="list-style-type: none"> <li>● operational current                             <ul style="list-style-type: none"> <li>— at 30 °C rated value</li> <li>— at 40 °C rated value</li> <li>— at 45 °C rated value</li> <li>— at 50 °C rated value</li> <li>— at 55 °C rated value</li> </ul> </li> <li>● operational current at AC rated value</li> </ul>	20 A 18.6 A 17.6 A 17.2 A 16.6 A 20 A
residual current type	AC
Supply voltage	
supply voltage <ul style="list-style-type: none"> <li>● at AC rated value</li> <li>● for testing equipment minimum</li> </ul>	230/240 V 125 V
operating frequency	50/60 Hz
supply voltage frequency rated value	50 Hz
Protection class	
protection class IP	IP20, if the distribution board is installed, with connected conductors
Breaking Capacity	
switching capacity current <ul style="list-style-type: none"> <li>● according to EN 60898 rated value</li> <li>● according to IEC 60947-2 rated value</li> </ul>	6 kA 6 kA

short-circuit current breaking capacity (I <sub>cn</sub> ) according to EN 61009-1 rated value	6 kA	
rated residual switching capacity (I <sub>Δm</sub> ) according to IEC 61009-1	3 kA	
energy limitation class	3	
<b>Dissipation</b>		
power loss [W]		
• for rated value of the current at AC in hot operating state per pole	0.75 W	
• maximum	1.5 W	
<b>Product details</b>		
product feature touch protection	Yes	
product component neutral conductor switching	Yes	
product feature halogen-free	Yes	
product feature silicon-free	Yes	
<b>Product function</b>		
product function	voltage dependent RCD function	
<b>Connections</b>		
connectable conductor cross-section solid		
• minimum	0.75 mm <sup>2</sup>	
• maximum	35 mm <sup>2</sup>	
connectable conductor cross-section stranded		
• minimum	0.75 mm <sup>2</sup>	
• maximum	35 mm <sup>2</sup>	
connectable conductor cross-section finely stranded with core end processing		
• minimum	0.75 mm <sup>2</sup>	
• maximum	25 mm <sup>2</sup>	
tightening torque with screw-type terminals		
• minimum	2.5 N·m	
• maximum	3 N·m	
position of power supply cord	Either top or bottom	
<b>Mechanical Design</b>		
height	90 mm	
width	72 mm	
depth	77 mm	
installation depth	70 mm	
number of modular width units	4	
mounting position	any	
Net Weight	400 g	
<b>Environmental conditions</b>		
influence of the surrounding temperature	Max. 95% humidity	
ambient temperature during operation		
• minimum	-25 °C	
• maximum	45 °C	
ambient temperature during storage		
• minimum	-40 °C	
• maximum	75 °C	
number of test cycles for environmental testing according to IEC 60068-2-30	28	
<b>Approvals Certificates</b>		
Environment	General Product Approval	other
<a href="#">Environmental Con- firmations</a>	<a href="#">Environmental Con- firmations</a>	<a href="#">Confirmation</a>
		
other		

[Confirmation](#)

#### Further information

**Information on the packaging**

<https://support.industry.siemens.com/cs/ww/en/view/109813875>

**Information for data generation and storage**

<https://support.industry.siemens.com/cs/ww/en/view/109995012>

**Information- and Downloadcenter (Catalogs, Brochures,...)**

<https://www.siemens.com/lowvoltage/catalogs>

**Industry Mall (Online ordering system)**

<https://mall.industry.siemens.com/mall/en/en/Catalog/product?mlfb=5SU9326-1CR20>

**Service&Support (Manuals, Certificates, Characteristics, FAQs,...)**

<https://support.industry.siemens.com/cs/ww/en/ps/5SU9326-1CR20>

**Image database (product images, 2D dimension drawings, 3D models, device circuit diagrams, ...)**

[https://www.automation.siemens.com/bilddb/cax\\_en.aspx?mlfb=5SU9326-1CR20](https://www.automation.siemens.com/bilddb/cax_en.aspx?mlfb=5SU9326-1CR20)

**CAX-Online-Generator**

<https://www.siemens.com/cax>

**Tender specifications**

<https://www.siemens.com/specifications>

**Characteristic curves**

[https://curves.simaris.siemens.com/curves/<mmp\\_prod\\_noCOMP="HAUPT"></mmp\\_prod\\_no>](https://curves.simaris.siemens.com/curves/<mmp_prod_noCOMP=)

---

last modified:

7/22/2025 

