



SIRIUS soft starter Values at 575 V, 50 °C standard: 42 A, 30 hp Inside-delta: 73 A, 60 hp 400-690 V AC, 115 V AC Screw terminals !!! Phased-out product !!!  
 Successor is SIRIUS 3RW5, Preferred successor type is >>3RW5524-1HA16<<

General technical data	
<b>product brand name</b>	SIRIUS
<b>product designation</b>	Soft starter
<b>product feature</b>	
• integrated bypass contact system	Yes
• thyristors	Yes
<b>product function</b>	
• intrinsic device protection	Yes
• motor overload protection	Yes
• evaluation of thermistor motor protection	Yes
• external reset	Yes
• adjustable current limitation	Yes
• inside-delta circuit	Yes
<b>product component motor brake output</b>	Yes
<b>insulation voltage rated value</b>	690 V
<b>degree of pollution</b>	3, acc. to IEC 60947-4-2
<b>reference code according to EN 61346-2</b>	Q
<b>reference code according to DIN 40719 extended according to IEC 204-2 according to IEC 750</b>	G
Power Electronics	
<b>operational current</b>	
• at 40 °C rated value	47 A
• at 50 °C rated value	42 A
• at 60 °C rated value	37 A
<b>operational current for 3-phase motors at inside-delta circuit</b>	
• at 40 °C rated value	81 A
• at 50 °C rated value	73 A
• at 60 °C rated value	64 A
<b>yielded mechanical performance for 3-phase motors</b>	
• at 400 V	
— at standard circuit at 40 °C rated value	22 kW
— at inside-delta circuit at 40 °C rated value	45 kW
• at 500 V	
— at standard circuit at 40 °C rated value	30 kW
— at inside-delta circuit at 40 °C rated value	45 kW
• at 690 V at standard circuit at 40 °C rated value	45 kW
<b>operating frequency rated value</b>	50 ... 60 Hz
<b>relative negative tolerance of the operating frequency</b>	-10 %
<b>relative positive tolerance of the operating frequency</b>	10 %

operating voltage at standard circuit rated value	400 ... 690 V
relative negative tolerance of the operating voltage at standard circuit	-15 %
relative positive tolerance of the operating voltage at standard circuit	10 %
operating voltage at inside-delta circuit rated value	400 ... 600 V
relative negative tolerance of the operating voltage at inside-delta circuit	-15 %
relative positive tolerance of the operating voltage at inside-delta circuit	10 %
minimum load [%]	8 %
adjustable motor current for motor overload protection minimum rated value	9 A
continuous operating current [% of I <sub>e</sub> ] at 40 °C	115 %
power loss [W] at operational current at 40 °C during operation typical	32 W
<b>Control circuit/ Control</b>	
type of voltage of the control supply voltage	AC
control supply voltage frequency 1 rated value	50 Hz
control supply voltage frequency 2 rated value	60 Hz
relative negative tolerance of the control supply voltage frequency	-10 %
relative positive tolerance of the control supply voltage frequency	10 %
control supply voltage 1 at AC	
• at 50 Hz rated value	115 V
• at 60 Hz rated value	115 V
relative negative tolerance of the control supply voltage at AC at 50 Hz	-15 %
relative positive tolerance of the control supply voltage at AC at 50 Hz	10 %
relative negative tolerance of the control supply voltage at AC at 60 Hz	-15 %
relative positive tolerance of the control supply voltage at AC at 60 Hz	10 %
display version for fault signal	Display
<b>Mechanical data</b>	
width	170 mm
height	192 mm
depth	270 mm
fastening method	screw fixing
mounting position	with vertical mounting surface +/-90° rotatable, with vertical mounting surface +/- 22.5° tiltable to the front and back
required spacing with side-by-side mounting	
• upwards	100 mm
• at the side	5 mm
• downwards	75 mm
wire length maximum	500 m
number of poles for main current circuit	3
<b>Connections/ Terminals</b>	
type of electrical connection	
• for main current circuit	box terminal
• for auxiliary and control circuit	screw-type terminals
number of NC contacts for auxiliary contacts	0
number of NO contacts for auxiliary contacts	3
number of CO contacts for auxiliary contacts	1
type of connectable conductor cross-sections for main contacts for box terminal using the front clamping point	
• solid	2.5 ... 16 mm <sup>2</sup>
• finely stranded with core end processing	2.5 ... 35 mm <sup>2</sup>
• finely stranded without core end processing	4 ... 50 mm <sup>2</sup>
• stranded	4 ... 70 mm <sup>2</sup>
type of connectable conductor cross-sections for main	

<b>contacts for box terminal using the back clamping point</b>	
<ul style="list-style-type: none"> <li>• solid</li> <li>• finely stranded with core end processing</li> <li>• finely stranded without core end processing</li> <li>• stranded</li> </ul>	<p>2,5 ... 16 mm<sup>2</sup></p> <p>2.5 ... 50 mm<sup>2</sup></p> <p>10 ... 50 mm<sup>2</sup></p> <p>10 ... 70 mm<sup>2</sup></p>
<b>type of connectable conductor cross-sections for main contacts for box terminal using both clamping points</b>	
<ul style="list-style-type: none"> <li>• solid</li> <li>• finely stranded with core end processing</li> <li>• finely stranded without core end processing</li> <li>• stranded</li> </ul>	<p>2x (2.5 ... 16 mm<sup>2</sup>)</p> <p>2x (2.5 ... 35 mm<sup>2</sup>)</p> <p>2x (4 ... 35 mm<sup>2</sup>)</p> <p>2x (4 ... 50 mm<sup>2</sup>)</p>
<b>type of connectable conductor cross-sections for AWG cables for main contacts for box terminal</b>	
<ul style="list-style-type: none"> <li>• using the back clamping point</li> <li>• using the front clamping point</li> <li>• using both clamping points</li> </ul>	<p>10 ... 2/0</p> <p>10 ... 2/0</p> <p>2x (10 ... 1/0)</p>
<b>type of connectable conductor cross-sections for auxiliary contacts</b>	
<ul style="list-style-type: none"> <li>• solid</li> <li>• finely stranded with core end processing</li> </ul>	<p>2x (0.5 ... 2.5 mm<sup>2</sup>)</p> <p>2x (0.5 ... 1.5 mm<sup>2</sup>)</p>
<b>type of connectable conductor cross-sections for AWG cables</b>	
<ul style="list-style-type: none"> <li>• for auxiliary contacts</li> <li>• for auxiliary contacts finely stranded with core end processing</li> </ul>	<p>2x (20 ... 14)</p> <p>2x (20 ... 16)</p>

#### Ambient conditions

<b>installation altitude at height above sea level</b>	5 000 m
<b>environmental category</b>	
<ul style="list-style-type: none"> <li>• during transport according to IEC 60721</li> <li>• during storage according to IEC 60721</li> <li>• during operation according to IEC 60721</li> </ul>	<p>2K2, 2C1, 2S1, 2M2 (max. fall height 0.3 m)</p> <p>1K6 (only occasional condensation), 1C2 (no salt mist), 1S2 (sand must not get inside the devices), 1M4</p> <p>3K6 (no formation of ice, no condensation), 3C3 (no salt mist), 3S2 (sand must not get into the devices), 3M6</p>
<b>ambient temperature</b>	
<ul style="list-style-type: none"> <li>• during operation</li> <li>• during storage</li> </ul>	<p>60 °C</p> <p>-25 ... +80 °C</p>
<b>derating temperature</b>	40 °C
<b>protection class IP on the front according to IEC 60529</b>	IP20
<b>touch protection on the front according to IEC 60529</b>	finger-safe, for vertical contact from the front

#### UL/CSA ratings

<b>yielded mechanical performance [hp] for 3-phase AC motor</b>	
<ul style="list-style-type: none"> <li>• at 460/480 V <ul style="list-style-type: none"> <li>— at standard circuit at 50 °C rated value</li> <li>— at inside-delta circuit at 50 °C rated value</li> </ul> </li> <li>• at 575/600 V <ul style="list-style-type: none"> <li>— at standard circuit at 50 °C rated value</li> <li>— at inside-delta circuit at 50 °C rated value</li> </ul> </li> </ul>	<p>25 hp</p> <p>50 hp</p> <p>30 hp</p> <p>60 hp</p>
<b>contact rating of auxiliary contacts according to UL</b>	B300 / R300

#### Approvals Certificates

<b>Environment</b>	<b>General Product Approval</b>
--------------------	---------------------------------

[Environmental Conformations](#)



<b>EMV</b>	<b>Test Certificates</b>	<b>Maritime application</b>
------------	--------------------------	-----------------------------



[Type Test Certificates/Test Report](#)

[Special Test Certificate](#)



Maritime application

other



[Confirmation](#)

[Confirmation](#)



Further information

Simulation Tool for Soft Starters (STS)

<https://support.industry.siemens.com/cs/ww/en/view/101494917>

Information on the packaging

<https://support.industry.siemens.com/cs/ww/en/view/109813875>

Information for data generation and storage

<https://support.industry.siemens.com/cs/ww/en/view/109995012>

Information- and Downloadcenter (Catalogs, Brochures,...)

<https://www.siemens.com/ic10>

Industry Mall (Online ordering system)

<https://mall.industry.siemens.com/mall/en/en/Catalog/product?mlfb=3RW4424-1BC36>

Cax online generator

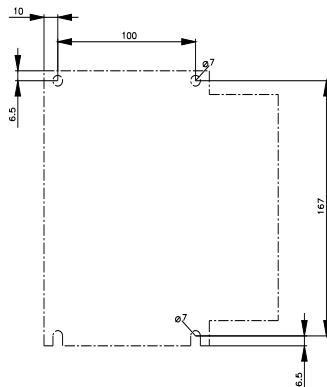
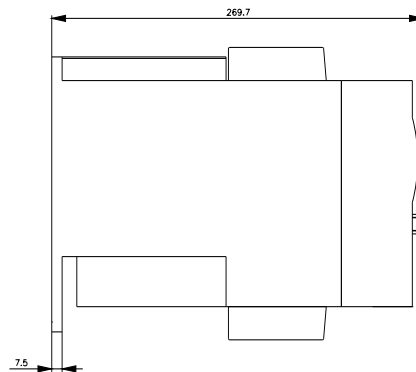
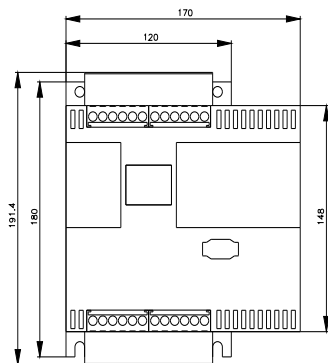
<https://support.automation.siemens.com/WW/CAXorder/default.aspx?lang=en&mlfb=3RW4424-1BC36>

Service&Support (Manuals, Certificates, Characteristics, FAQs,...)

<https://support.industry.siemens.com/cs/ww/en/ps/3RW4424-1BC36>

Image database (product images, 2D dimension drawings, 3D models, device circuit diagrams, EPLAN macros, ...)

[https://www.automation.siemens.com/bilddb/cax\\_de.aspx?mlfb=3RW4424-1BC36&lang=en](https://www.automation.siemens.com/bilddb/cax_de.aspx?mlfb=3RW4424-1BC36&lang=en)





last modified:

4/1/2025