



Position switch in compact design 30 mm wide with connector plug M12 Snap-action contacts 1 NO+1 NC with roller plunger

| | |
|---|------------------------------|
| product brand name | SIRIUS |
| product designation | Mechanical position switches |
| product type designation | 3SE5 |
| suitability for use safety switch | Yes |
| General technical data | |
| product function positive opening | Yes |
| insulation voltage rated value | 400 V |
| degree of pollution | 3 |
| surge voltage resistance rated value | 4 kV |
| protection class IP | IP67 |
| shock resistance | |
| • according to IEC 60068-2-27 | 30 g / 11 ms |
| vibration resistance according to IEC 60068-2-6 | 0.35 mm/5 g |
| mechanical service life (operating cycles) typical | 5 000 000 |
| electrical endurance (operating cycles) at AC-15 at 230 V typical | 100 000 |
| thermal current | 10 A |
| material of the enclosure of the switch head | stainless steel |
| reference code according to IEC 81346-2 | B |
| active principle | mechanical |
| repeat accuracy | 0.05 mm |
| Substance Prohibitance (day/month/year) | 07/01/2006 |
| Net Weight | 0.099 kg |
| minimum actuating force in directions of actuation | 15 N |
| length of the sensor | 70 mm |
| width of the sensor | 30 mm |
| Ambient conditions | |
| ambient temperature | |
| • during operation | -25 ... +85 °C |
| • during storage | -25 ... +85 °C |
| explosion protection category for dust | none |
| design of the switching contact | mechanical |
| operating frequency rated value | 50 ... 60 Hz |
| number of NC contacts for auxiliary contacts | 1 |
| number of NO contacts for auxiliary contacts | 1 |
| operational current at AC-15 | |
| • at 125 V rated value | 6 A |
| • at 230 V rated value | 3 A |
| operational current at DC-13 | |
| • at 125 V rated value | 0.55 A |

• at 230 V rated value

0.27 A

Enclosure

| | |
|---|---------|
| design of the housing | block |
| material of the enclosure | metal |
| coating of the enclosure | painted |
| design of the housing according to standard | No |

Drive Head

| | |
|---|---|
| design of the actuating element | roller plunger |
| shape of the switch head | roller |
| design of the switching function | positive opening |
| circuit principle | snap-action contacts |
| number of switching contacts safety-related | 1 |
| design of plug-in connection | M12 connector, 5-pole: pin 1= terminal BK, pin 2= BK/WH, pin 3= BU, pin 4= BN, pin 5= GN/YE |

Installation/ mounting/ dimensions

| | |
|-------------------|--------------|
| mounting position | any |
| fastening method | screw fixing |

Connections/ Terminals

| | |
|--|-------------------------|
| type of electrical connection | M12 plug, fixed, 5-pole |
| design of the interface for safety-related communication | without |

Communication/ Protocol

| | |
|-------------------------|---------|
| design of the interface | without |
|-------------------------|---------|

Approvals Certificates

| | |
|--------------------------|-------|
| General Product Approval | other |
|--------------------------|-------|



[Confirmation](#)

| | |
|-------|-------------|
| other | Environment |
|-------|-------------|

[Confirmation](#)



[Environmental Confirmations](#)

Further information

Information on the packaging

<https://support.industry.siemens.com/cs/ww/en/view/109813875>

Information for data generation and storage

<https://support.industry.siemens.com/cs/ww/en/view/109995012>

Information- and Downloadcenter (Catalogs, Brochures,...)

<https://www.siemens.com/ic10>

Industry Mall (Online ordering system)

<https://mall.industry.siemens.com/mall/en/en/Catalog/product?mlfb=3SE5413-0CD20-1EB1>

Cax online generator

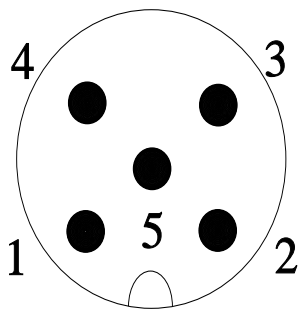
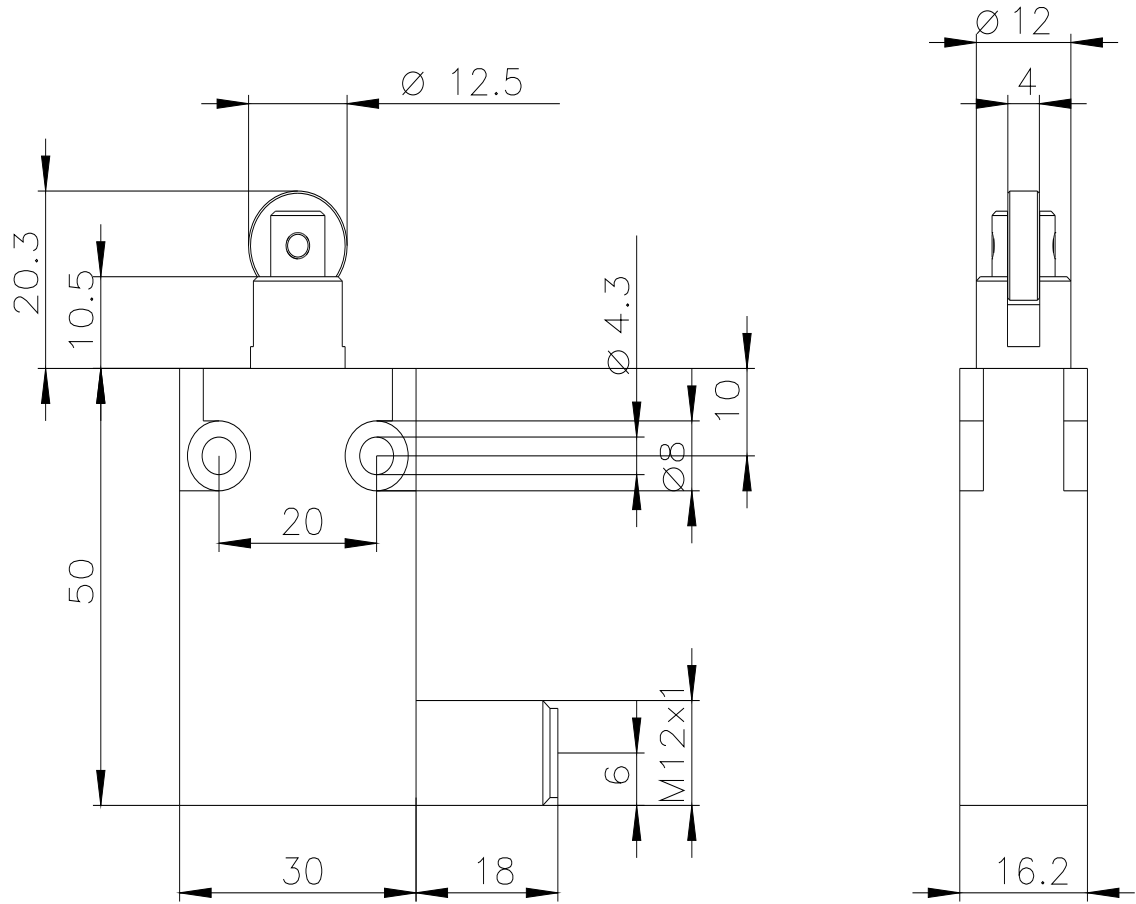
<https://support.automation.siemens.com/WW/CAXorder/default.aspx?lang=en&mlfb=3SE5413-0CD20-1EB1>

Service&Support (Manuals, Certificates, Characteristics, FAQs,...)

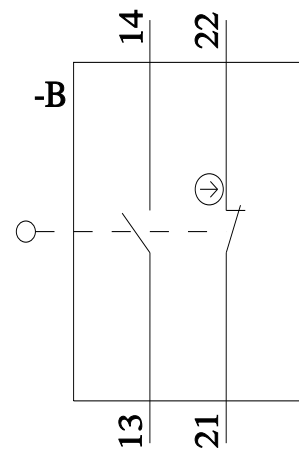
<https://support.industry.siemens.com/cs/ww/en/ps/3SE5413-0CD20-1EB1>

Image database (product images, 2D dimension drawings, 3D models, device circuit diagrams, EPLAN macros, ...)

https://www.automation.siemens.com/bilddb/cax_de.aspx?mlfb=3SE5413-0CD20-1EB1&lang=en



| | | |
|---|---|----|
| 1 | → | 22 |
| 2 | → | 21 |
| 3 | → | 14 |
| 4 | → | 13 |
| 5 | → | PE |





last modified:

4/4/2026