



SIRIUS soft starter Values at 460 V, 50 °C standard: 51 A, 30 hp Inside-delta: 88 A, 60 hp 200-460 V AC, 115 V AC Screw terminals !!! Phased-out product !!! Successor is SIRIUS 3RW5, Preferred successor type is >>3RW5525-1HA14<<

General technical data	
product brand name	SIRIUS
product designation	Soft starter
product feature	
<ul style="list-style-type: none"> integrated bypass contact system 	Yes
<ul style="list-style-type: none"> thyristors 	Yes
product function	
<ul style="list-style-type: none"> intrinsic device protection 	Yes
<ul style="list-style-type: none"> motor overload protection 	Yes
<ul style="list-style-type: none"> evaluation of thermistor motor protection 	Yes
<ul style="list-style-type: none"> external reset 	Yes
<ul style="list-style-type: none"> adjustable current limitation 	Yes
<ul style="list-style-type: none"> inside-delta circuit 	Yes
product component motor brake output	Yes
insulation voltage rated value	690 V
degree of pollution	3, acc. to IEC 60947-4-2
reference code according to EN 61346-2	Q
reference code according to DIN 40719 extended according to IEC 204-2 according to IEC 750	G
Power Electronics	
operational current	
<ul style="list-style-type: none"> at 40 °C rated value 	57 A
<ul style="list-style-type: none"> at 50 °C rated value 	51 A
<ul style="list-style-type: none"> at 60 °C rated value 	45 A
operational current for 3-phase motors at inside-delta circuit	
<ul style="list-style-type: none"> at 40 °C rated value 	99 A
<ul style="list-style-type: none"> at 50 °C rated value 	88 A
<ul style="list-style-type: none"> at 60 °C rated value 	78 A
yielded mechanical performance for 3-phase motors	
<ul style="list-style-type: none"> at 230 V <ul style="list-style-type: none"> at standard circuit at 40 °C rated value at inside-delta circuit at 40 °C rated value 	15 kW 30 kW
<ul style="list-style-type: none"> at 400 V <ul style="list-style-type: none"> at standard circuit at 40 °C rated value at inside-delta circuit at 40 °C rated value 	30 kW 55 kW
yielded mechanical performance [hp] for 3-phase AC motor at 200/208 V at standard circuit at 50 °C rated value	15 hp
operating frequency rated value	50 ... 60 Hz
relative negative tolerance of the operating frequency	-10 %

relative positive tolerance of the operating frequency	10 %
operating voltage at standard circuit rated value	200 ... 460 V
relative negative tolerance of the operating voltage at standard circuit	-15 %
relative positive tolerance of the operating voltage at standard circuit	10 %
operating voltage at inside-delta circuit rated value	200 ... 460 V
relative negative tolerance of the operating voltage at inside-delta circuit	-15 %
relative positive tolerance of the operating voltage at inside-delta circuit	10 %
minimum load [%]	8 %
adjustable motor current for motor overload protection minimum rated value	11 A
continuous operating current [% of I _e] at 40 °C	115 %
power loss [W] at operational current at 40 °C during operation typical	36 W
Control circuit/ Control	
type of voltage of the control supply voltage	AC
control supply voltage frequency 1 rated value	50 Hz
control supply voltage frequency 2 rated value	60 Hz
relative negative tolerance of the control supply voltage frequency	-10 %
relative positive tolerance of the control supply voltage frequency	10 %
control supply voltage 1 at AC	
• at 50 Hz rated value	115 V
• at 60 Hz rated value	115 V
relative negative tolerance of the control supply voltage at AC at 50 Hz	-15 %
relative positive tolerance of the control supply voltage at AC at 50 Hz	10 %
relative negative tolerance of the control supply voltage at AC at 60 Hz	-15 %
relative positive tolerance of the control supply voltage at AC at 60 Hz	10 %
display version for fault signal	Display
Mechanical data	
width	170 mm
height	192 mm
depth	270 mm
fastening method	screw fixing
mounting position	with vertical mounting surface +/-90° rotatable, with vertical mounting surface +/- 22.5° tiltable to the front and back
required spacing with side-by-side mounting	
• upwards	100 mm
• at the side	5 mm
• downwards	75 mm
wire length maximum	500 m
number of poles for main current circuit	3
Connections/ Terminals	
type of electrical connection	
• for main current circuit	box terminal
• for auxiliary and control circuit	screw-type terminals
number of NC contacts for auxiliary contacts	0
number of NO contacts for auxiliary contacts	3
number of CO contacts for auxiliary contacts	1
type of connectable conductor cross-sections for main contacts for box terminal using the front clamping point	
• solid	2.5 ... 16 mm ²
• finely stranded with core end processing	2.5 ... 35 mm ²
• finely stranded without core end processing	4 ... 50 mm ²
• stranded	4 ... 70 mm ²

type of connectable conductor cross-sections for main contacts for box terminal using the back clamping point <ul style="list-style-type: none"> • solid • finely stranded with core end processing • finely stranded without core end processing • stranded 	2,5 ... 16 mm ² 2.5 ... 50 mm ² 10 ... 50 mm ² 10 ... 70 mm ²
type of connectable conductor cross-sections for main contacts for box terminal using both clamping points <ul style="list-style-type: none"> • solid • finely stranded with core end processing • finely stranded without core end processing • stranded 	2x (2.5 ... 16 mm ²) 2x (2.5 ... 35 mm ²) 2x (4 ... 35 mm ²) 2x (4 ... 50 mm ²)
type of connectable conductor cross-sections for AWG cables for main contacts for box terminal <ul style="list-style-type: none"> • using the back clamping point • using the front clamping point • using both clamping points 	10 ... 2/0 10 ... 2/0 2x (10 ... 1/0)
type of connectable conductor cross-sections for auxiliary contacts <ul style="list-style-type: none"> • solid • finely stranded with core end processing 	2x (0.5 ... 2.5 mm ²) 2x (0.5 ... 1.5 mm ²)
type of connectable conductor cross-sections for AWG cables <ul style="list-style-type: none"> • for auxiliary contacts • for auxiliary contacts finely stranded with core end processing 	2x (20 ... 14) 2x (20 ... 16)

Ambient conditions

installation altitude at height above sea level	5 000 m
environmental category <ul style="list-style-type: none"> • during transport according to IEC 60721 • during storage according to IEC 60721 • during operation according to IEC 60721 	2K2, 2C1, 2S1, 2M2 (max. fall height 0.3 m) 1K6 (only occasional condensation), 1C2 (no salt mist), 1S2 (sand must not get inside the devices), 1M4 3K6 (no formation of ice, no condensation), 3C3 (no salt mist), 3S2 (sand must not get into the devices), 3M6
ambient temperature <ul style="list-style-type: none"> • during operation • during storage 	60 °C -25 ... +80 °C
derating temperature	40 °C
protection class IP on the front according to IEC 60529	IP20
touch protection on the front according to IEC 60529	finger-safe, for vertical contact from the front

UL/CSA ratings

yielded mechanical performance [hp] for 3-phase AC motor <ul style="list-style-type: none"> • at 200/208 V <ul style="list-style-type: none"> — at inside-delta circuit at 50 °C rated value • at 220/230 V <ul style="list-style-type: none"> — at standard circuit at 50 °C rated value — at inside-delta circuit at 50 °C rated value • at 460/480 V <ul style="list-style-type: none"> — at standard circuit at 50 °C rated value — at inside-delta circuit at 50 °C rated value 	25 hp 15 hp 30 hp 30 hp 60 hp
contact rating of auxiliary contacts according to UL	B300 / R300

Approvals Certificates

Environment	General Product Approval
-------------	--------------------------

[Environmental Conformations](#)



EMV	Test Certificates	Maritime application
-----	-------------------	----------------------



[Special Test Certificate](#)

[Type Test Certificates/Test Report](#)



Maritime application

other



[Confirmation](#)

[Confirmation](#)



Further information

Simulation Tool for Soft Starters (STS)

<https://support.industry.siemens.com/cs/ww/en/view/101494917>

Information on the packaging

<https://support.industry.siemens.com/cs/ww/en/view/109813875>

Information for data generation and storage

<https://support.industry.siemens.com/cs/ww/en/view/109995012>

Information- and Downloadcenter (Catalogs, Brochures,...)

<https://www.siemens.com/ic10>

Industry Mall (Online ordering system)

<https://mall.industry.siemens.com/mall/en/en/Catalog/product?mlfb=3RW4425-1BC34>

Cax online generator

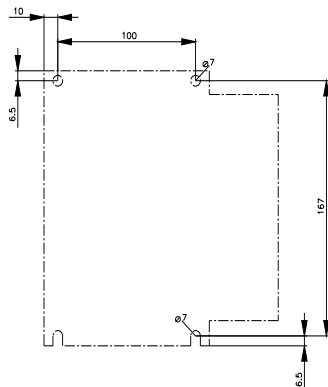
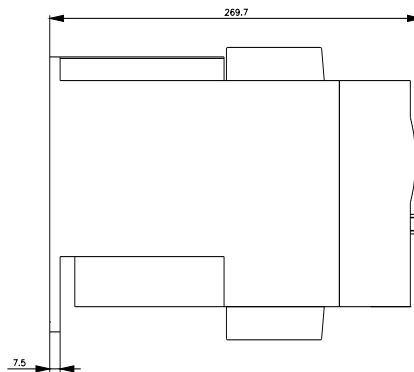
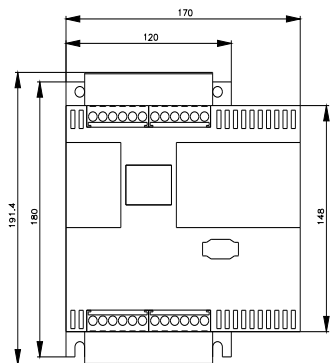
<https://support.automation.siemens.com/WW/CAXorder/default.aspx?lang=en&mlfb=3RW4425-1BC34>

Service&Support (Manuals, Certificates, Characteristics, FAQs,...)

<https://support.industry.siemens.com/cs/ww/en/ps/3RW4425-1BC34>

Image database (product images, 2D dimension drawings, 3D models, device circuit diagrams, EPLAN macros, ...)

https://www.automation.siemens.com/bilddb/cax_de.aspx?mlfb=3RW4425-1BC34&lang=en





last modified:

4/1/2025 