

Product data sheet

Specifications



Signal Conditioner, Harmony Analog, 6.2 mm, universal V or I

RMC1UUBD

Product availability: Stock - Normally stocked in distribution facility

Main

Range of Product	Harmony Analog
Product or Component Type	Signal conditioner
Analogue input type	Current 0...20 mA Current 4...20 mA Voltage 0...10 V DC Voltage 2...10 V DC Voltage 0...5 V DC Voltage 1...5 V DC
Analogue output type	Current 0...20 mA \leq 550 Ohm Current 4...20 mA \leq 550 Ohm Voltage 0...10 V \geq 10 kOhm Voltage 2...10 V \geq 10 kOhm Voltage 0...5 V \geq 10 kOhm Voltage 1...5 V \geq 10 kOhm

Complementary

Protection Type	Reverse polarity protection on power supply Overvoltage protection on output Short-circuit protection on output
[Us] rated supply voltage	24 V DC +30 %...-25 %, isolated
Current consumption	\leq 40 mA 24 V
Measurement error	+/- 0.1 % of full scale
Repeat accuracy	+/- 0.03 %
Temperature Coefficient	$<$ 100 ppm/ $^{\circ}$ C
Clamping connection capacity	20...14 AWG
tightening torque	3.5...4.4 lbf.in (0.4...0.5 N.m) 3.5...4.4 lbf.in (0.4...0.5 N.m)
Marking	CULus DNV CE UKCA WEEE China RoHS
IP Degree of Protection	IP20
Surge withstand	1 kV 1.2/50 μ s IEC 61000-4-5
[Ui] Rated Insulation Voltage	300 V
Fixing mode	Clip-on (35 mm DIN rail)
Safety reliability data	MTTFd = 300.3 years B10d = 277144
Product Weight	0.15 lb(US) (0.07 kg)
Wire stripping length	0.3...0.4 in (8...9 mm)

Price is "List Price" and may be subject to a trade discount – check with your local distributor or retailer for actual price.

Status LED	3 LEDs (Green) PWR (Power Status) (Red) high signal level (Red) low signal level
Overvoltage category	II
Operating altitude	0...6561.68 ft (0...2000 m)
Width	0.2 in (6.2 mm)
Height	4.3 in (110 mm)
Depth	4.3 in (110 mm)
Relative humidity	5...95 %

Environment

Product Certifications	cULus DNV
Shock resistance	50 gn 11 ms IEC 60068-2-27
Vibration resistance	5 gn (f= 10...150 Hz) conforming to IEC 60068-2-6
Resistance to electrostatic discharge	6 kV in contact)IEC 61000-4-2 8 kV in air)IEC 61000-4-2
Ambient Air Temperature for Storage	-40...185 °F (-40...85 °C)
Ambient Air Temperature for Operation	-40...158 °F (-40...70 °C) mounting side by side
Pollution degree	2 IEC 60664-1
Electromagnetic emission	Conducted emissions CISPR 11 Radiated emissions CISPR 11
Dielectric strength	3 kV AC between the inputs and the supply circuit between the outputs and the supply circuit between input and output
Electromagnetic compatibility	Fast transient bursts - test level: 1 kV criteria A (I/O) conforming to IEC 61000-4-4 Fast transient bursts - test level: 2 kV criteria A (power lines) conforming to IEC 61000-4-4 Radiated RF field immunity test - test level: 10 V/m, 80 MHz...1 GHz criteria A conforming to IEC 61000-4-3 Radiated RF field immunity test - test level: 3 V/m, 1.4...6 GHz criteria A conforming to IEC 61000-4-3 Conducted radio-frequency immunity test - test level: 10 V, 0.15...80 MHz criteria A conforming to IEC 61000-4-6 Magnetic field at power frequency - test level: 30 A/m criteria A conforming to IEC 61000-4-8

Ordering and shipping details

Category	US10CP222375
Discount Schedule	0CP2
GTIN	3606487614135
Returnability	Yes
Country of origin	CN

Packing Units

Unit Type of Package 1	PCE
Nbr. of units in pkg.	1
Package 1 Height	0.866 in (2.200 cm)
Package 1 Width	4.646 in (11.800 cm)
Package 1 Length	4.724 in (12.000 cm)

Package weight(Lbs)	3.598 oz (102.000 g)
Unit Type of Package 2	S02
Number of Units in Package 2	30
Package 2 Height	5.906 in (15.000 cm)
Package 2 Width	11.811 in (30.000 cm)
Package 2 Length	15.748 in (40.000 cm)
Package 2 Weight	7.670 lb(US) (3.479 kg)

Contractual warranty

Warranty (in months)	18
-----------------------------	----



Environmental Data

Schneider Electric aims to achieve Net Zero status by 2050 through supply chain partnerships, lower impact materials, and circularity via our ongoing “Use Better, Use Longer, Use Again” campaign to extend product lifetimes and recyclability.

[Environmental Data explained >](#)

[How we assess product sustainability >](#)



Environmental footprint

Total lifecycle Carbon footprint	24 kg CO2 eq.
Carbon footprint of the manufacturing phase [A1 to A3]	4 kg CO2 eq.
Carbon footprint of the distribution phase [A4]	0.2 kg CO2 eq.
Carbon footprint of the installation phase [A5]	0 kg CO2 eq.
Carbon footprint of the use phase [B2, B3, B4, B6]	19 kg CO2 eq.
Carbon footprint of the end-of-life phase [C1 to C4]	0.1 kg CO2 eq.

Use Better



Materials and Substances

Packaging made with recycled cardboard	Yes
Packaging without single use plastic	Yes
EU RoHS Directive	Compliant By Exemption
REACH Regulation	Reference contains Substances of Very High Concern above the threshold
California proposition 65	WARNING: This product can expose you to chemicals including: Lead and lead compounds, which is known to the State of California to cause cancer and birth defects or other reproductive harm. For more information go to www.P65Warnings.ca.gov
PVC free	Yes
Silicon free	Yes

Use Longer



Lifetime extension

Repair	No
--------	----

Use Again

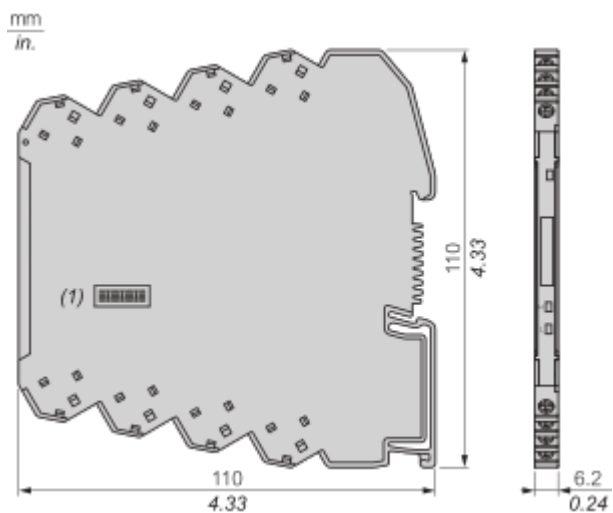


Repack and remanufacture

Recyclability potential, in %	62
Circularity Profile	End of Life Information

Dimensions Drawings

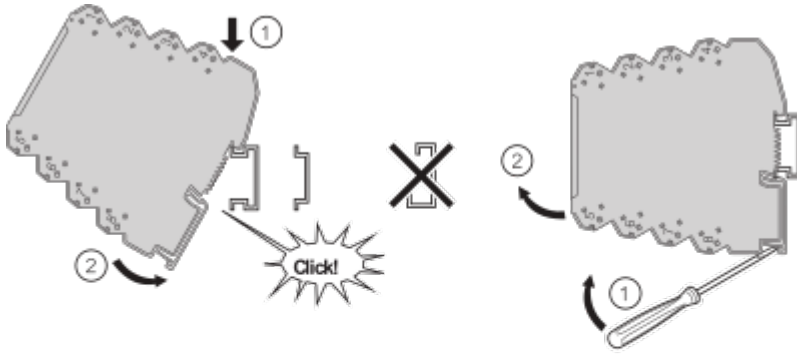
Dimensions



1 : DIP switch for configuration

Mounting and Clearance

Mounting & Installation



mm	8...9		
inch	0.31...0.35		
mm ²		0.5...2.5	0.5...2.5
AWG		20...14	20...14

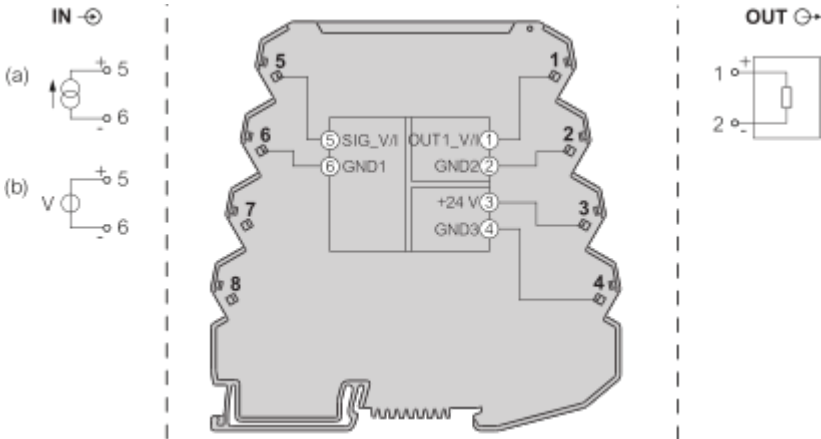
Rail 35 mm / 1.38 in –
 Rail 35 mm / 1.38 in –
 Schiene 35 mm / 1.38 in –
 Riel 35 mm / 1.38 in –
 Guida 35 mm / 1.38 in –
 4 軌 導 / 例 4 –

} IEC/EN 60715

	Ø 3.5 mm/ 0.14 in		N.m	0.4...0.5
			lbf.in	3.5...4.4

Connections and Schema

Connection Example

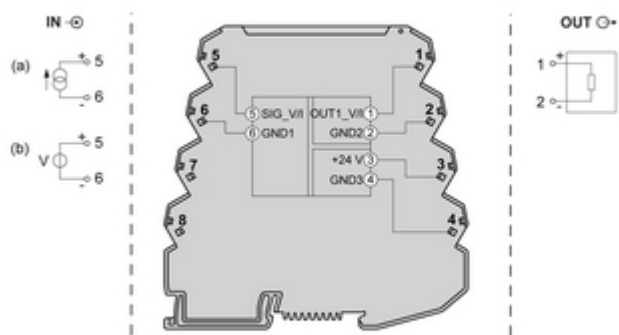


- (a) : Current Source
- (b) : Voltage Source

Technical Illustration

Dimensions

Connection Example / Exemple de raccordement / Anschlussbeispiel /
Ejemplo de conexión / Esempio di collegamento / 连接示例



(a) Current Source / Source de courant / Stromquelle / Fuente de corriente / Sorgente di corrente / 电流源
 (b) Voltage Source / Source de tension / Spannungsquelle / Fuente de tensión / Sorgente di tensione / 电压源

Image of product / Alternate images

Alternative

