







RC unit for 5SY, 4-pole, type A, short-time delayed, In: 63 A, 30 mA, Un AC: 400 V



Figure similar

Model	
product brand name	SETRON
product designation	RCD-unit
design of the product	Short-time delayed
product type designation	5SM2
product version	for 5SY
General technical data	
number of poles	4
design of pole	4 poles
size of installation devices according to DIN 43880	1
touch protection against electrical shock according to EN 50274	Finger and back-of-hand safe
mechanical service life (operating cycles) typical	10 000
overvoltage category	III
degree of pollution	2
Voltage	
type of voltage of the operating voltage	AC
insulation voltage (Ui) rated value	460 V
surge voltage resistance rated value	4 000 V
tripping fault current rated value	30 mA
<ul style="list-style-type: none"> • operational current <ul style="list-style-type: none"> — at 40 °C rated value — at 45 °C rated value — at 50 °C rated value — at 55 °C rated value — at 60 °C rated value — at 65 °C rated value — at 70 °C rated value • operational current at AC rated value 	58.6 A 58.59 A 56.7 A 54.81 A 53.55 A 52.29 A 50.4 A 63 A
residual current type	A
surge current resistance rated value	3 kA
supply voltage <ul style="list-style-type: none"> • at AC • for testing equipment minimum 	400 V 195 V
value range of the supply voltage frequency	50 Hz
value range of the operating frequency	50/60 Hz
Protection class	

protection class IP	IP20, if the distribution board is installed, with connected conductors
protection function false tripping	Yes
Dissipation	
power loss [W]	
<ul style="list-style-type: none"> for rated value of the current at AC in hot operating state per pole 	4.6 W
<ul style="list-style-type: none"> maximum 	13.8 W
Product details	
product feature OFF-delay time adjustable	No
product feature rated fault current adjustable	No
product feature sealable	No
Connections	
connectable conductor cross-section solid	
<ul style="list-style-type: none"> minimum 	1.5 mm ²
<ul style="list-style-type: none"> maximum 	25 mm ²
connectable conductor cross-section stranded	
<ul style="list-style-type: none"> minimum 	1.5 mm ²
<ul style="list-style-type: none"> maximum 	25 mm ²
tightening torque with screw-type terminals	
<ul style="list-style-type: none"> minimum 	2.5 N·m
<ul style="list-style-type: none"> maximum 	3 N·m
position of power supply cord	top or bottom
Mechanical Design	
height	90 mm
width	54 mm
depth	77 mm
installation depth	70 mm
number of modular width units	3
fastening method	DIN rail
mounting position	any
Net Weight	373 g
Environmental conditions	
ambient temperature during operation	
<ul style="list-style-type: none"> minimum 	-25 °C
<ul style="list-style-type: none"> maximum 	45 °C
ambient temperature during storage	
<ul style="list-style-type: none"> minimum 	-40 °C
<ul style="list-style-type: none"> maximum 	75 °C
number of test cycles for environmental testing according to IEC 60068-2-30	28
Certificates	
reference code according to IEC 81346-2	F
Approvals Certificates	
Environment	General Product Approval
Environmental Confirmations	Environmental Confirmations
	
Miscellaneous	Miscellaneous
General Product Approval	
	
Confirmation	
	Confirmation
other	Dangerous goods



Further information

Information on the packaging

<https://support.industry.siemens.com/cs/ww/en/view/109813875>

Information for data generation and storage

<https://support.industry.siemens.com/cs/ww/en/view/109995012>

Information- and Downloadcenter (Catalogs, Brochures,...)

<https://www.siemens.com/lowvoltage/catalogs>

Industry Mall (Online ordering system)

<https://mall.industry.siemens.com/mall/en/en/Catalog/product?mlfb=5SM2345-6KK01>

Service&Support (Manuals, Certificates, Characteristics, FAQs,...)

<https://support.industry.siemens.com/cs/ww/en/ps/5SM2345-6KK01>

Image database (product images, 2D dimension drawings, 3D models, device circuit diagrams, ...)

https://www.automation.siemens.com/bilddb/cax_en.aspx?mlfb=5SM2345-6KK01

CAX-Online-Generator

<https://www.siemens.com/cax>

Tender specifications

<https://www.siemens.com/specifications>

Characteristic curves

[https://curves.simaris.siemens.com/curves/<mmp_prod_noCOMP="HAUPT"></mmp_prod_no>](https://curves.simaris.siemens.com/curves/<mmp_prod_noCOMP=)

