







SIRIUS MCU motor starter Enclosure degree of protection IP55 plastic
 Communication without electromechanically switching Short-circuit protection with
 circuit breaker Reversing starter Brake without Performance class 0.63 A Motor
 circuit breaker with bi-metal thermal Manual operation without Connection power M
 screw connection Standard product

product brand name	SIRIUS
product designation	motor starter MCU, I/O controlled
design of the product	reversing starter
product function bus communication	No
operating frequency minimum	80 1/h
type of coordination	1
reference code according to IEC 81346-2	Q
Substance Prohibitance (day/month/year)	05/01/2012
SVHC substance name	Lead CAS-No. 7439-92-1
Net Weight	2.22 kg
product component motor brake output	No
product feature	
• brake control with 400 V AC	No
• brake control with 24 V DC	No
• brake control with 180 V DC	No
• brake control with 500 V DC	No
product extension braking module for brake control	No
design of short-circuit protection	circuit-breakers
maximum short-circuit current breaking capacity (I _{cu}) at 400 V rated value	50 000 A
Safety related data	
proportion of dangerous failures	
• with low demand rate according to SN 31920	50 %
• with high demand rate according to SN 31920	75 %
B10 value with high demand rate according to SN 31920	1 000 000
failure rate [FIT] with low demand rate according to SN 31920	100 FIT
IEC 61508	
T1 value for proof test interval or service life according to IEC 61508	20 a
Electrical Safety	
touch protection against electrical shock	finger-safe
Main circuit	
number of poles for main current circuit	3
design of the switching contact	electromechanical
adjustable current response value current of the current-dependent overload release	0.45 ... 0.63 A
type of the motor protection	bimetal
type of voltage	DC
operating voltage rated value	340 ... 440 V

operating frequency 1 rated value	50 Hz
operating frequency 2 rated value	60 Hz
relative positive tolerance of the operating frequency	10 %
relative negative tolerance of the operating frequency	-10 %
operational current	
• at AC at 400 V rated value	0.63 A
• at AC-3 at 400 V rated value	0.63 A
operating power at AC-3 at 400 V rated value	0.2 kW
operating power for 3-phase motors at 400 V at 50 Hz	0.18 kW
number of digital inputs	0
type of voltage of the supply voltage	DC
control supply voltage at DC rated value	20.4 ... 26.4 V
mounting position	+/-180° rotation possible on vertical mounting surface; can be tilted forward and backward by +/- 22.5° on vertical mounting surface
height	220 mm
width	182 mm
depth	145 mm
Ambient conditions	
ambient temperature during operation	-25 ... +35 °C
protocol is supported	
• PROFIBUS DP protocol	No
• PROFINET protocol	No
protocol is supported AS-Interface protocol	No
type of electrical connection for main current circuit	screw-type terminals

Approvals Certificates

General Product Approval	Test Certificates	other
	 EG-Konf.	
	Type Test Certificates/Test Report	Confirmation
		

Dangerous goods	Environment
-----------------	-------------

[Transport Information](#)

[Environmental Conformations](#)

Further information

Information on the packaging

<https://support.industry.siemens.com/cs/ww/en/view/109813875>

Information for data generation and storage

<https://support.industry.siemens.com/cs/ww/en/view/109995012>

Information- and Downloadcenter (Catalogs, Brochures,...)

<https://www.siemens.com/ic10>

Industry Mall (Online ordering system)

<https://mall.industry.siemens.com/mall/en/en/Catalog/product?mlfb=3RK4340-3AR51-1BA0>

Cax online generator

<https://support.automation.siemens.com/WW/CAXorder/default.aspx?lang=en&mlfb=3RK4340-3AR51-1BA0>

Service&Support (Manuals, Certificates, Characteristics, FAQs,...)

<https://support.industry.siemens.com/cs/ww/en/ps/3RK4340-3AR51-1BA0>

Image database (product images, 2D dimension drawings, 3D models, device circuit diagrams, EPLAN macros, ...)

https://www.automation.siemens.com/bilddb/cax_de.aspx?mlfb=3RK4340-3AR51-1BA0&lang=en

Characteristic curves

[https://curves.simaris.siemens.com/curves/<mmp_prod_noCOMP="HAUPT"></mmp_prod_no>](https://curves.simaris.siemens.com/curves/<mmp_prod_noCOMP=)

last modified:

4/1/2025 