






RCBO, 6 kA, 1P+N, type A, 10 mA, C-Char, In: 32 A, Un AC: 230 V

Model	
product brand name	SENTRON
product designation	RCD-operated circuit breaker
design of the product	Instantaneous
General technical data	
number of poles	2
number of poles with protection	1
design of pole	1P+N
tripping characteristic class	C
mechanical service life (operating cycles) typical	10 000
overvoltage category	3
degree of pollution	2
Voltage	
type of voltage of the operating voltage	AC
insulation voltage (Ui) rated value	264 V
surge voltage resistance rated value	4 000 V
surge current resistance at (8/20) μ s	1 kA
tripping fault current rated value	10 mA
<ul style="list-style-type: none"> • operational current <ul style="list-style-type: none"> — at 30 °C rated value — at 40 °C rated value — at 45 °C rated value — at 50 °C rated value — at 55 °C rated value • operational current at AC rated value 	32 A 30.08 A 29.12 A 27.84 A 25.92 A 32 A
residual current type	A
Supply voltage	
supply voltage <ul style="list-style-type: none"> • at AC rated value • for testing equipment minimum 	230/240 V 125 V
operating frequency	50/60 Hz
supply voltage frequency rated value	50 Hz
Protection class	
protection class IP	IP20, if the distribution board is installed, with connected conductors
Breaking Capacity	
switching capacity current <ul style="list-style-type: none"> • according to EN 60898 rated value • according to IEC 60947-2 rated value 	6 kA 10 kA

short-circuit current breaking capacity (I _{cn}) according to EN 61009-1 rated value	6 kA				
residual switching capacity (I _{Δm}) according to IEC 61009-1	6 kA				
energy limitation class	3				
Dissipation					
power loss [W]					
• for rated value of the current at AC in hot operating state per pole	0.75 W				
• maximum	1.5 W				
Product details					
product feature touch protection	Yes				
product component neutral conductor switching	Yes				
product feature halogen-free	Yes				
product feature silicon-free	Yes				
Product function					
product function	voltage dependent RCD function				
Connections					
connectable conductor cross-section solid					
• minimum	0.75 mm ²				
• maximum	35 mm ²				
connectable conductor cross-section stranded					
• minimum	0.75 mm ²				
• maximum	35 mm ²				
connectable conductor cross-section finely stranded with core end processing					
• minimum	0.75 mm ²				
• maximum	25 mm ²				
tightening torque with screw-type terminals					
• minimum	2.5 N·m				
• maximum	3 N·m				
position of power supply cord	Either top or bottom				
Mechanical Design					
height	90 mm				
width	36 mm				
depth	77 mm				
installation depth	70 mm				
number of modular width units	2				
mounting position	any				
Net Weight	280 g				
Environmental conditions					
influence of the surrounding temperature	Max. 95% humidity				
ambient temperature during operation					
• minimum	-25 °C				
• maximum	45 °C				
ambient temperature during storage					
• minimum	-40 °C				
• maximum	75 °C				
number of test cycles for environmental testing according to IEC 60068-2-30	28				
Approvals Certificates					
Environment	General Product Approval				
Environmental Confirmations	Environmental Confirmations			Confirmation	
General Product Approval	EMV	other			



[Confirmation](#)



Further information

Information on the packaging

<https://support.industry.siemens.com/cs/ww/en/view/109813875>

Information for data generation and storage

<https://support.industry.siemens.com/cs/ww/en/view/109995012>

Information- and Downloadcenter (Catalogs, Brochures,...)

<https://www.siemens.com/lowvoltage/catalogs>

Industry Mall (Online ordering system)

<https://mall.industry.siemens.com/mall/en/en/Catalog/product?mlfb=5SU9156-7KK32>

Service&Support (Manuals, Certificates, Characteristics, FAQs,...)

<https://support.industry.siemens.com/cs/ww/en/ps/5SU9156-7KK32>

Image database (product images, 2D dimension drawings, 3D models, device circuit diagrams, ...)

https://www.automation.siemens.com/bilddb/cax_en.aspx?mlfb=5SU9156-7KK32

CAx-Online-Generator

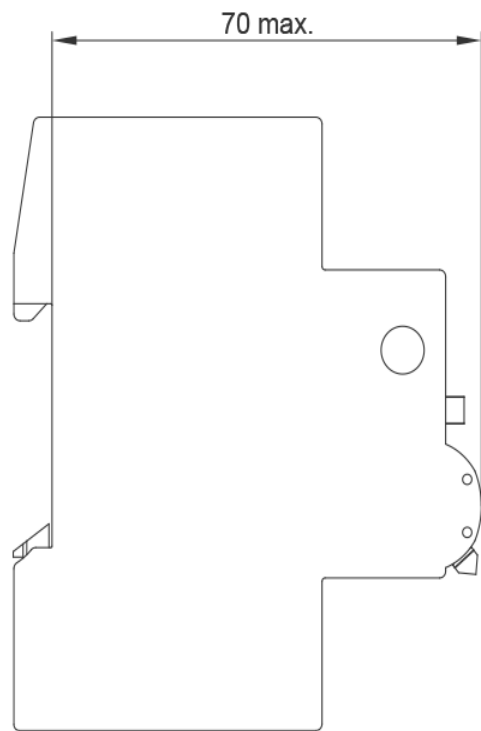
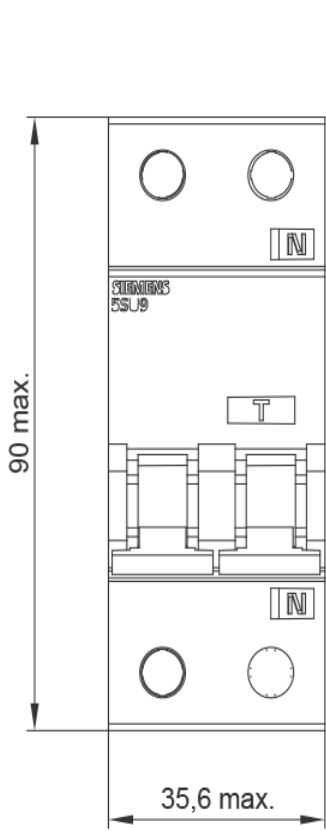
<https://www.siemens.com/cax>

Tender specifications

<https://www.siemens.com/specifications>

Characteristic curves

[https://curves.simaris.siemens.com/curves/<mmp_prod_noCOMP="HAUPT"></mmp_prod_no>](https://curves.simaris.siemens.com/curves/<mmp_prod_noCOMP=)



last modified:

7/22/2025 

