

Product datasheet

Specifications

Miniature Plug-in relay - Harmony RXM 4 C/O 24 V AC 6 A with LED



RXM4AB3B7TQ

⚠ Discontinued on: 1 Nov 2020

⚠ Discontinued

Main

Range of product	Harmony Relay
Series name	Miniature
Product or component type	Plug-in relay
Device short name	RXM
[Uc] control circuit voltage	24 V AC 50/60 Hz
Contacts type and composition	4 C/O
status LED	With
Control type	Without lockable test button
Continuous output current	5 A

Complementary

[Uimp] rated impulse withstand voltage	2.5 kV during 1.2/50 μ s
[Ie] rated operational current	3 A at 28 V (DC) NC conforming to IEC 3 A at 250 V (AC) NC conforming to IEC 6 A at 28 V (DC) NO conforming to IEC 6 A at 250 V (AC) NO conforming to IEC 6 A at 277 V (AC) conforming to UL 8 A at 30 V (DC) conforming to UL
Minimum switching capacity	170 mW at 10 mA, 17 V
Electrical durability	100000 cycles for resistive load
Average coil consumption in VA	1.2 at 60 Hz
Rated operational voltage limits	19.2...26.4 V AC
[Ui] rated insulation voltage	250 V conforming to IEC 300 V conforming to CSA 300 V conforming to UL
Average consumption	1.2 VA at 60 Hz
Maximum switching voltage	250 V conforming to IEC
Drop-out voltage threshold	$\geq 0.15 U_c$
Load current	6 A at 250 V AC 6 A at 28 V DC
Operating time	20 ms
Maximum switching capacity	1500 VA/168 W
Average resistance	180 Ohm at 20 °C +/- 15 %
Mechanical durability	10000000 cycles

Safety reliability data	B10d = 100000
Operating rate	<= 1200 cycles/hour under load <= 18000 cycles/hour no-load
Utilisation coefficient	20 %
reset time	20 ms
Dielectric strength	1300 V AC between contacts with micro disconnection 2000 V AC between coil and contact with basic insulation 2000 V AC between poles with basic insulation
Compatibility code	RXM
Protection category	RT I
Pollution degree	2
Operating position	Any position
Device presentation	Complete product
Contacts material	AgNi
Shape of pin	Flat
Net weight	0.037 kg

Environment

Ambient air temperature for operation	-40...55 °C
IP degree of protection	IP40 conforming to EN/IEC 60529
Standards	UL 508 EN/IEC 61810-1 CSA C22.2 No 14
Product certifications	CE GOST Lloyd's UL CSA
Ambient air temperature for storage	-40...85 °C
Vibration resistance	3 gn, amplitude = +/- 1 mm (f = 10...150 Hz)5 cycles in operation 5 gn, amplitude = +/- 1 mm (f = 10...150 Hz)5 cycles not operating
Shock resistance	10 gn for in operation 30 gn for not operating

Contractual warranty

Warranty (in months)	18
-----------------------------	----



Environmental Data

Schneider Electric aims to achieve Net Zero status by 2050 through supply chain partnerships, lower impact materials, and circularity via our ongoing “Use Better, Use Longer, Use Again” campaign to extend product lifetimes and recyclability.

[Environmental Data explained >](#)

[How we assess product sustainability >](#)

Use Longer



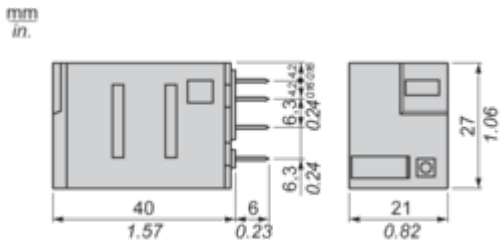
Lifetime extension

Repair

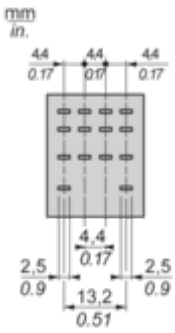
No

Dimensions Drawings

Dimensions

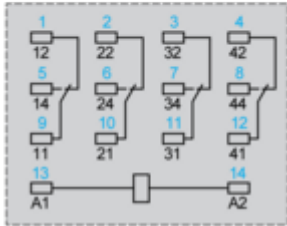
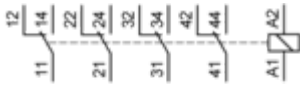


Pin Side View



Connections and Schema

Wiring Diagram



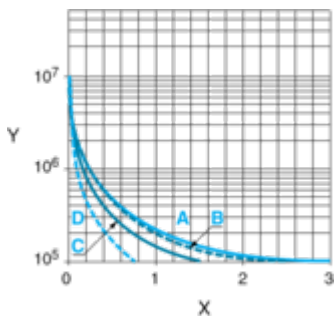
Symbols shown in blue correspond to Nema marking.

Performance Curves

Electrical Durability of Contacts

Durability (inductive load) = durability (resistive load) x reduction coefficient.

Resistive AC load



X Switching capacity (kVA)

Y Durability (Number of operating cycles)

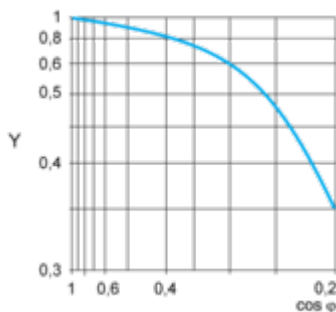
A RXM2AB...

B RXM3AB...

C RXM4AB...

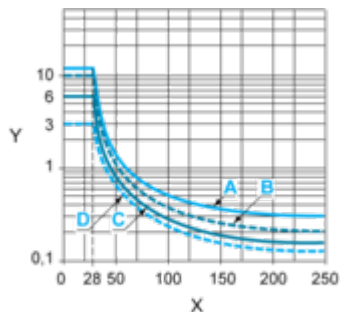
D RXM4GB...

Reduction coefficient for inductive AC load (depending on power factor $\cos \phi$)



Y Reduction coefficient (A)

Maximum switching capacity on resistive DC load



X Voltage DC

Y Current DC

A RXM2AB...

B RXM3AB...

C RXM4AB...

D RXM4GB...

Note : These are typical curves, actual durability depends on load, environment, duty cycle, etc.

For inductive load, to increase relay life cycles, please add a proper load protection circuit (eg: RC protection/Varistor/free Wheeling diode -DC load only-).

For low level loads (below 10mA), we recommend to use RXM*GB series with bifurcated contacts relays instead.

Technical Illustration

Dimensions

