

reversing contactor assembly, AC-3e/AC-3, 16 A, 7.5 kW / 400 V, 3-pole, 220 V AC, 50 Hz / 240 V, 60 Hz, screw terminal, electrical and mechanical interlock



<b>product brand name</b>	SIRIUS
<b>product designation</b>	Reversing contactor assembly
<b>product type designation</b>	3RA23
<b>manufacturer's article number</b>	
<ul style="list-style-type: none"> <li>• 1 of the supplied contactor</li> <li>• 2 of the supplied contactor</li> <li>• of the supplied RH assembly kit</li> </ul>	<a href="#">3RT2018-1AP62</a> <a href="#">3RT2018-1AP62</a> <a href="#">3RA2913-2AA1</a>
<b>General technical data</b>	
<b>size of contactor</b>	S00
product extension auxiliary switch	Yes
<b>shock resistance at rectangular impulse</b>	
<ul style="list-style-type: none"> <li>• at AC</li> <li>• at DC</li> </ul>	7,3 g / 5 ms, 4,7 g / 10 ms 7,3 g / 5 ms, 4,7 g / 10 ms
<b>shock resistance with sine pulse</b>	
<ul style="list-style-type: none"> <li>• at AC</li> <li>• at DC</li> </ul>	11,4 g / 5 ms, 7,3 g / 10 ms 11,4 g / 5 ms, 7,3g / 10 ms
<b>mechanical service life (operating cycles)</b>	
<ul style="list-style-type: none"> <li>• of contactor typical</li> <li>• of the contactor with added auxiliary switch block typical</li> </ul>	10 000 000 10 000 000
<b>reference code according to IEC 81346-2</b>	Q
<b>Substance Prohibition (day/month/year)</b>	10/01/2009
<b>Net Weight</b>	0.5 g
<b>Ambient conditions</b>	
installation altitude at height above sea level maximum	2 000 m
<b>ambient temperature</b>	
<ul style="list-style-type: none"> <li>• during operation</li> <li>• during storage</li> </ul>	-25 ... +60 °C -55 ... +80 °C
<b>Main circuit</b>	
<b>number of poles for main current circuit</b>	3
<b>number of NO contacts for main contacts</b>	3
<b>number of NC contacts for main contacts</b>	0
<b>operating voltage</b>	
<ul style="list-style-type: none"> <li>• at AC-3 rated value maximum</li> <li>• at AC-3e rated value maximum</li> </ul>	690 V 690 V
<b>operational current</b>	
<ul style="list-style-type: none"> <li>• at AC-3 <ul style="list-style-type: none"> <li>— at 400 V rated value</li> <li>— at 500 V rated value</li> <li>— at 690 V rated value</li> </ul> </li> </ul>	16 A 12.4 A 8.9 A

<ul style="list-style-type: none"> <li>● at AC-3e <ul style="list-style-type: none"> <li>— at 400 V rated value</li> <li>— at 500 V rated value</li> <li>— at 690 V rated value</li> </ul> </li> </ul>	16 A 12.4 A 8.9 A
<b>operating power</b> <ul style="list-style-type: none"> <li>● at AC-3 <ul style="list-style-type: none"> <li>— at 400 V rated value</li> <li>— at 500 V rated value</li> <li>— at 690 V rated value</li> </ul> </li> <li>● at AC-3e <ul style="list-style-type: none"> <li>— at 400 V rated value</li> <li>— at 690 V rated value</li> </ul> </li> <li>● at AC-4 at 400 V rated value</li> </ul>	7.5 kW 7.5 kW 7.5 kW 7.5 kW 7.5 kW 5.5 kW
<b>operating frequency</b> <ul style="list-style-type: none"> <li>● at AC-3 maximum</li> <li>● at AC-3e maximum</li> </ul>	750 1/h 750 1/h
<b>Control circuit/ Control</b>	
<b>type of voltage of the control supply voltage</b>	AC
<b>control supply voltage 1 at AC</b> <ul style="list-style-type: none"> <li>● at 50 Hz rated value</li> <li>● at 60 Hz rated value</li> </ul>	220 V 240 V
<b>operating range factor control supply voltage rated value of magnet coil at AC</b> <ul style="list-style-type: none"> <li>● at 50 Hz</li> <li>● at 60 Hz</li> </ul>	0.8 ... 1.1 0.85 ... 1.1
<b>apparent pick-up power of magnet coil at AC</b> <ul style="list-style-type: none"> <li>● at 50 Hz</li> </ul>	37 VA
<b>inductive power factor with closing power of the coil</b> <ul style="list-style-type: none"> <li>● at 50 Hz</li> </ul>	0.8
<b>apparent holding power of magnet coil at AC</b> <ul style="list-style-type: none"> <li>● at 50 Hz</li> </ul>	5.7 VA
<b>inductive power factor with the holding power of the coil</b> <ul style="list-style-type: none"> <li>● at 50 Hz</li> </ul>	0.28
<b>Auxiliary circuit</b>	
<b>contact reliability of auxiliary contacts</b>	< 1 error per 100 million operating cycles
<b>UL/CSA ratings</b>	
<b>full-load current (FLA) for 3-phase AC motor</b> <ul style="list-style-type: none"> <li>● at 480 V rated value</li> <li>● at 600 V rated value</li> </ul>	14 A 11 A
yielded mechanical performance [hp] for 3-phase AC motor <ul style="list-style-type: none"> <li>● at 200/208 V rated value</li> <li>● at 220/230 V rated value</li> <li>● at 460/480 V rated value</li> <li>● at 575/600 V rated value</li> </ul>	3 hp 5 hp 10 hp 10 hp
<b>contact rating of auxiliary contacts according to UL</b>	A600 / Q600
<b>Short-circuit protection</b>	
<b>design of the fuse link</b> <ul style="list-style-type: none"> <li>● for short-circuit protection of the main circuit <ul style="list-style-type: none"> <li>— with type of coordination 1 required</li> <li>— with type of coordination 2 required</li> </ul> </li> <li>● for short-circuit protection of the auxiliary switch required</li> </ul>	gG NH 3NA, DIAZED 5SB, NEOZED 5SE: 50 A gG NH 3NA, DIAZED 5SB, NEOZED 5SE: 25 A fuse gG: 10 A
<b>Installation/ mounting/ dimensions</b>	
<b>mounting position</b>	+/-180° rotation possible on vertical mounting surface; can be tilted forward and backward by +/- 22.5° on vertical mounting surface
<b>fastening method</b>	screw and snap-on mounting onto 35 mm DIN rail
<b>height</b>	68 mm
<b>width</b>	90 mm
<b>depth</b>	73 mm
<b>required spacing</b>	

- with side-by-side mounting
  - forwards 6 mm
  - backwards 0 mm
  - upwards 6 mm
  - downwards 6 mm
  - at the side 6 mm
- for grounded parts
  - forwards 6 mm
  - backwards 0 mm
  - upwards 6 mm
  - at the side 6 mm
  - downwards 6 mm
- for live parts
  - forwards 6 mm
  - backwards 0 mm
  - upwards 6 mm
  - downwards 6 mm
  - at the side 6 mm

### Connections/ Terminals

<b>type of electrical connection</b>	
<ul style="list-style-type: none"> <li>• for main current circuit</li> <li>• for auxiliary and control circuit</li> <li>• at contactor for auxiliary contacts</li> <li>• of magnet coil</li> </ul>	screw-type terminals screw-type terminals Screw-type terminals Screw-type terminals
type of connectable conductor cross-sections for main contacts	
<ul style="list-style-type: none"> <li>• solid</li> <li>• solid or stranded</li> <li>• finely stranded with core end processing</li> </ul>	2x (0.5 ... 1.5 mm <sup>2</sup> ), 2x (0.75 ... 2.5 mm <sup>2</sup> ), 2x 4 mm <sup>2</sup> 2x (0.5 ... 1.5 mm <sup>2</sup> ), 2x (0.75 ... 2.5 mm <sup>2</sup> ), 2x (0.5 ... 4 mm <sup>2</sup> ) 2x (0.5 ... 1.5 mm <sup>2</sup> ), 2x (0.75 ... 2.5 mm <sup>2</sup> )
<b>type of connectable conductor cross-sections</b>	
<ul style="list-style-type: none"> <li>• for auxiliary contacts               <ul style="list-style-type: none"> <li>— solid or stranded</li> <li>— finely stranded with core end processing</li> </ul> </li> <li>• for AWG cables for auxiliary contacts</li> </ul>	2x (0.5 ... 1.5 mm <sup>2</sup> ), 2x (0.75 ... 2.5 mm <sup>2</sup> ) 2x (0.5 ... 1.5 mm <sup>2</sup> ), 2x (0.75 ... 2.5 mm <sup>2</sup> ) 2x (20 ... 16), 2x (18 ... 14)

### Safety related data

product function suitable for safety function	Yes
<b>Electrical Safety</b>	
<b>protection class IP on the front according to IEC 60529</b>	IP20
<b>touch protection on the front according to IEC 60529</b>	finger-safe, for vertical contact from the front

### Communication/ Protocol

<b>product function bus communication</b>	Yes
protocol is supported AS-Interface protocol	No
product function control circuit interface with IO link	No

### Approvals Certificates

<b>Environment</b>	<b>General Product Approval</b>	<b>Test Certificates</b>
--------------------	---------------------------------	--------------------------

[Environmental Con-  
firmations](#)



[Type Test Certificate/Test Report](#)

<b>Test Certificates</b>	<b>Maritime application</b>
--------------------------	-----------------------------

[Special Test Certificate](#)



<b>Maritime application</b>	<b>other</b>	<b>Railway</b>
-----------------------------	--------------	----------------



Confirmation

Confirmation



Special Test Certificate

### Further information

#### Information on the packaging

<https://support.industry.siemens.com/cs/ww/en/view/109813875>

#### Information for data generation and storage

<https://support.industry.siemens.com/cs/ww/en/view/109995012>

#### Information- and Downloadcenter (Catalogs, Brochures,...)

<https://www.siemens.com/ic10>

#### Industry Mall (Online ordering system)

<https://mall.industry.siemens.com/mall/en/en/Catalog/product?mlfb=3RA2318-8XB30-1AP6>

#### Service&Support (Manuals, Certificates, Characteristics, FAQs,...)

<https://support.industry.siemens.com/cs/ww/en/ps/3RA2318-8XB30-1AP6>

#### Image database (product images, 2D dimension drawings, 3D models, device circuit diagrams, EPLAN macros, ...)

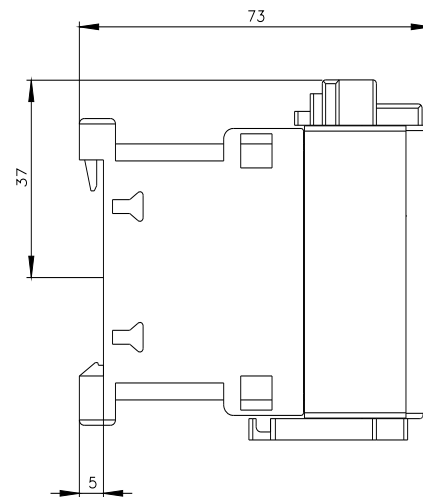
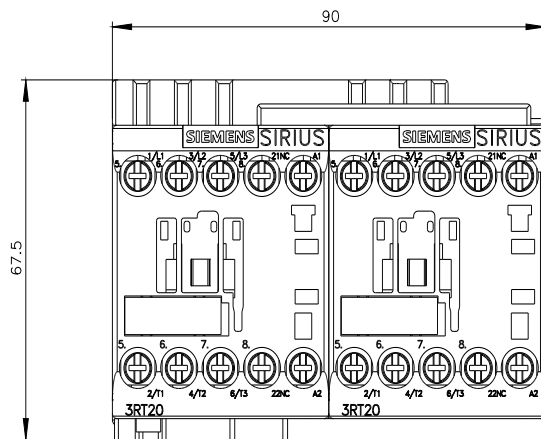
[https://www.automation.siemens.com/bilddb/cax\\_de.aspx?mlfb=3RA2318-8XB30-1AP6&lang=en](https://www.automation.siemens.com/bilddb/cax_de.aspx?mlfb=3RA2318-8XB30-1AP6&lang=en)

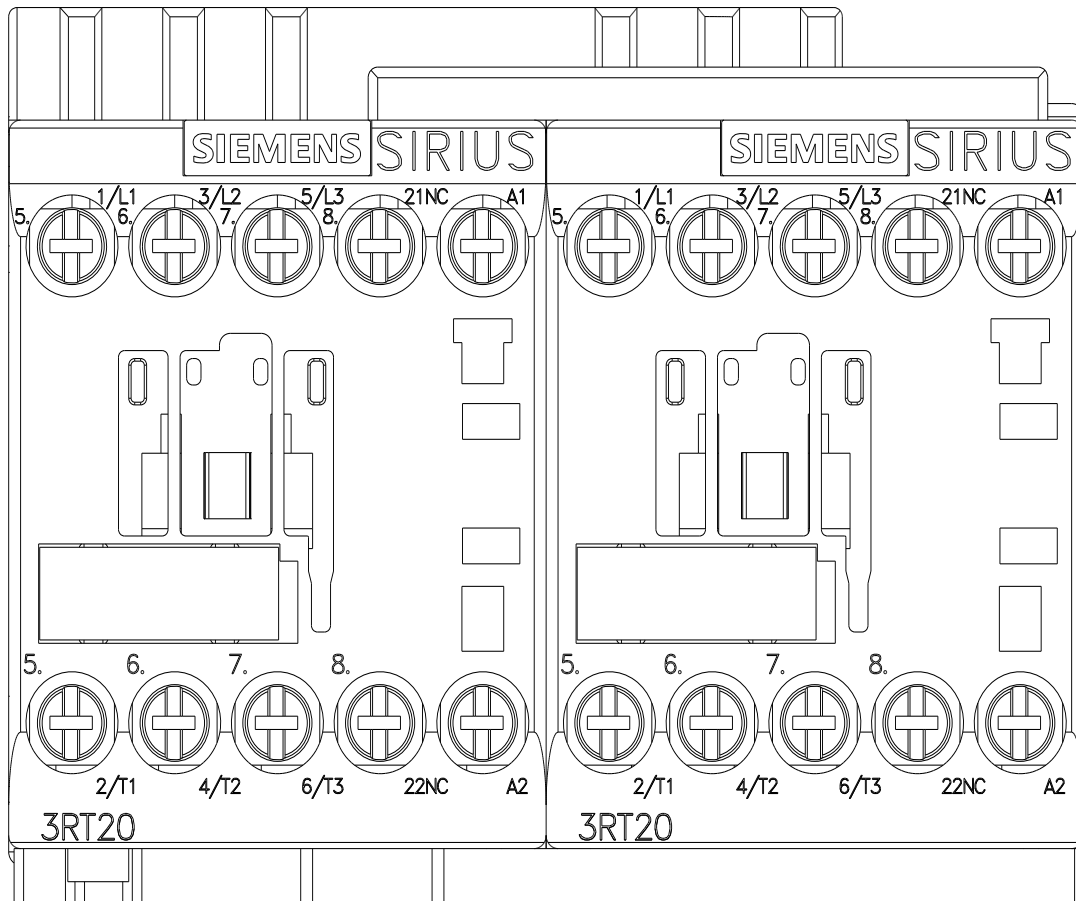
#### Cax online generator

<https://support.automation.siemens.com/WW/CAXorder/default.aspx?lang=en&mlfb=3RA2318-8XB30-1AP6>

#### Characteristic curves

[https://curves.simaris.siemens.com/curves/<mmp\\_prod\\_noCOMP="HAUPT"></mmp\\_prod\\_no>](https://curves.simaris.siemens.com/curves/<mmp_prod_noCOMP=)





last modified:

4/4/2026 ↻