








RC unit for 5SY, 3-pole, type A, selective, In: 63 A, 300 mA, Un AC: 400 V



Figure similar

Model	
product brand name	SENTRON
product designation	RCD-unit
design of the product	Selective
product type designation	5SM2
product version	for 5SY
General technical data	
number of poles	3
design of pole	3 poles
size of installation devices according to DIN 43880	1
touch protection against electrical shock according to EN 50274	Finger and back-of-hand safe
mechanical service life (operating cycles) typical	10 000
overvoltage category	III
degree of pollution	2
Voltage	
type of voltage of the operating voltage	AC
insulation voltage (Ui) rated value	460 V
surge voltage resistance rated value	4 000 V
tripping fault current rated value	300 mA
<ul style="list-style-type: none"> <li>• operational current                             <ul style="list-style-type: none"> <li>— at 40 °C rated value</li> <li>— at 45 °C rated value</li> <li>— at 50 °C rated value</li> <li>— at 55 °C rated value</li> <li>— at 60 °C rated value</li> <li>— at 65 °C rated value</li> <li>— at 70 °C rated value</li> </ul> </li> <li>• operational current at AC rated value</li> </ul>	58.6 A 58.59 A 56.7 A 54.81 A 53.55 A 52.29 A 50.4 A 63 A
residual current type	A
surge current resistance rated value	5 kA
supply voltage <ul style="list-style-type: none"> <li>• at AC</li> <li>• for testing equipment minimum</li> </ul>	400 V 340 V
value range of the supply voltage frequency	50 Hz
value range of the operating frequency	50/60 Hz
Protection class	

<b>protection class IP</b>	IP20, if the distribution board is installed, with connected conductors
<b>protection function false tripping</b>	Yes
<b>Dissipation</b>	
<b>power loss [W]</b>	
<ul style="list-style-type: none"> <li>for rated value of the current at AC in hot operating state per pole</li> </ul>	3 W
<ul style="list-style-type: none"> <li>maximum</li> </ul>	9 W
<b>Product details</b>	
<b>product feature OFF-delay time adjustable</b>	No
<b>product feature rated fault current adjustable</b>	No
<b>product feature sealable</b>	No
<b>Connections</b>	
<b>connectable conductor cross-section solid</b>	
<ul style="list-style-type: none"> <li>minimum</li> </ul>	1.5 mm <sup>2</sup>
<ul style="list-style-type: none"> <li>maximum</li> </ul>	25 mm <sup>2</sup>
<b>connectable conductor cross-section stranded</b>	
<ul style="list-style-type: none"> <li>minimum</li> </ul>	1.5 mm <sup>2</sup>
<ul style="list-style-type: none"> <li>maximum</li> </ul>	25 mm <sup>2</sup>
<b>tightening torque with screw-type terminals</b>	
<ul style="list-style-type: none"> <li>minimum</li> </ul>	2.5 N·m
<ul style="list-style-type: none"> <li>maximum</li> </ul>	3 N·m
<b>position of power supply cord</b>	top or bottom
<b>Mechanical Design</b>	
<b>height</b>	90 mm
<b>width</b>	54 mm
<b>depth</b>	70 mm
<b>installation depth</b>	70 mm
<b>number of modular width units</b>	3
<b>fastening method</b>	DIN rail
<b>mounting position</b>	any
<b>Net Weight</b>	278 g
<b>Environmental conditions</b>	
<b>ambient temperature during operation</b>	
<ul style="list-style-type: none"> <li>minimum</li> </ul>	-25 °C
<ul style="list-style-type: none"> <li>maximum</li> </ul>	45 °C
<b>ambient temperature during storage</b>	
<ul style="list-style-type: none"> <li>minimum</li> </ul>	-40 °C
<ul style="list-style-type: none"> <li>maximum</li> </ul>	75 °C
<b>number of test cycles for environmental testing according to IEC 60068-2-30</b>	28
<b>Certificates</b>	
<b>reference code according to IEC 81346-2</b>	F
<b>Approvals Certificates</b>	
<b>Environment</b>	<b>General Product Approval</b>
<a href="#">Environmental Confirmations</a>	<a href="#">Environmental Confirmations</a>
	
<a href="#">Miscellaneous</a>	<a href="#">Miscellaneous</a>
<b>General Product Approval</b>	
	<a href="#">Confirmation</a>
	
	
<b>other</b>	<b>Dangerous goods</b>

## Further information

## Information on the packaging

<https://support.industry.siemens.com/cs/ww/en/view/109813875>

## Information for data generation and storage

<https://support.industry.siemens.com/cs/ww/en/view/109995012>

## Information- and Downloadcenter (Catalogs, Brochures,...)

<https://www.siemens.com/lowvoltage/catalogs>

## Industry Mall (Online ordering system)

<https://mall.industry.siemens.com/mall/en/en/Catalog/product?mlfb=5SM2635-8>

## Service&amp;Support (Manuals, Certificates, Characteristics, FAQs,...)

<https://support.industry.siemens.com/cs/ww/en/ps/5SM2635-8>

## Image database (product images, 2D dimension drawings, 3D models, device circuit diagrams, ...)

[https://www.automation.siemens.com/bilddb/cax\\_en.aspx?mlfb=5SM2635-8](https://www.automation.siemens.com/bilddb/cax_en.aspx?mlfb=5SM2635-8)

## CAx-Online-Generator

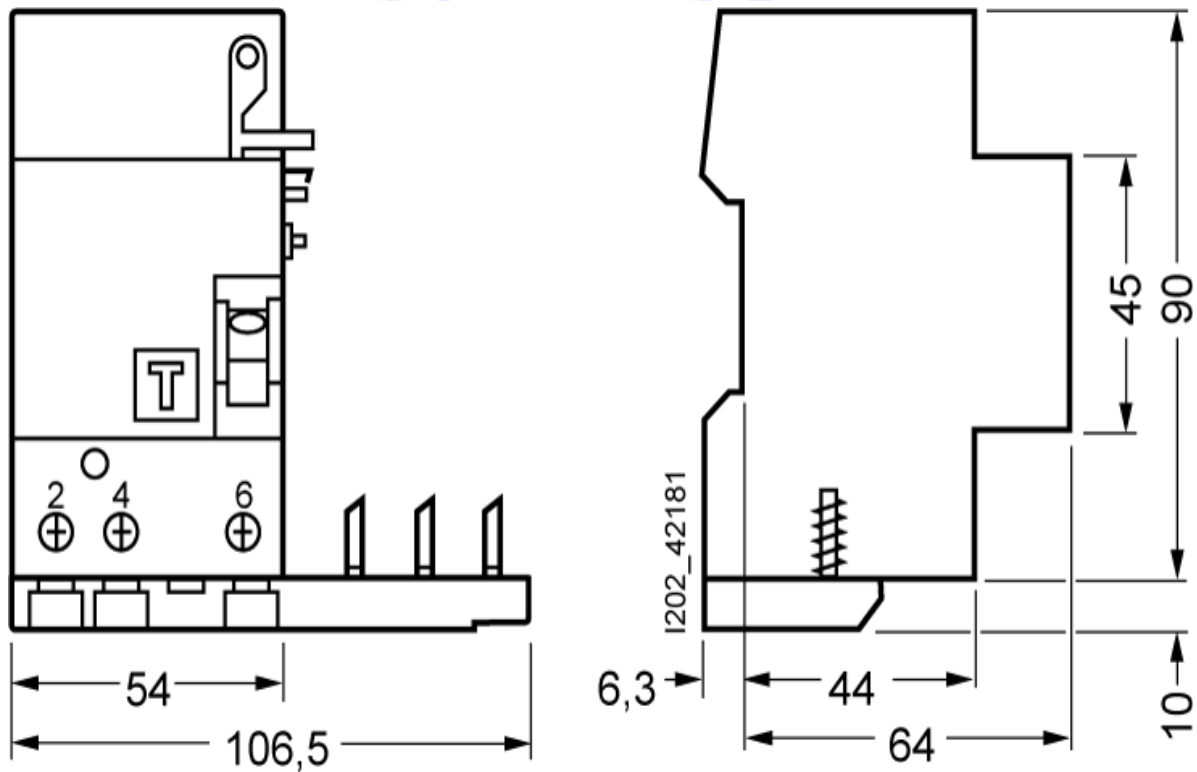
<https://www.siemens.com/cax>

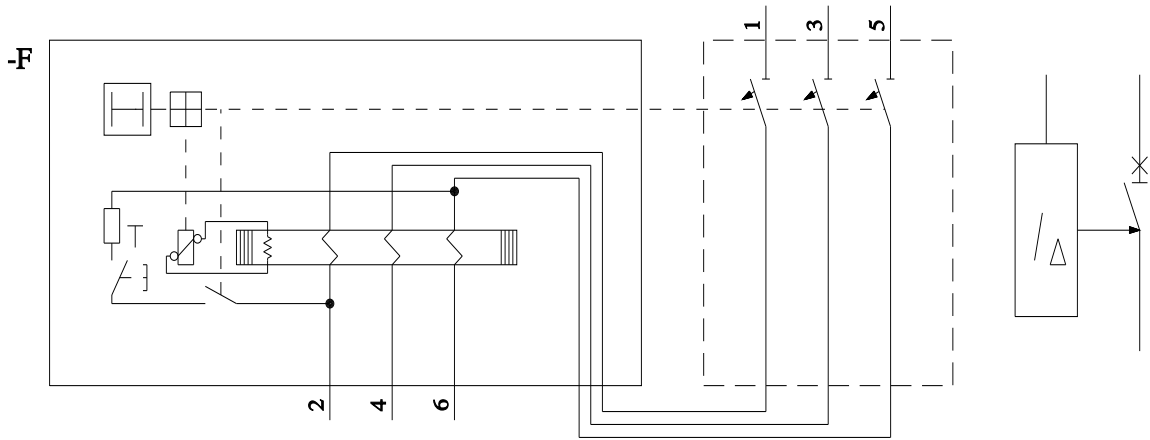
## Tender specifications

<https://www.siemens.com/specifications>

## Characteristic curves

[https://curves.simaris.siemens.com/curves/<mmp\\_prod\\_noCOMP="HAUPT"></mmp\\_prod\\_no>](https://curves.simaris.siemens.com/curves/<mmp_prod_noCOMP=)





last modified:

4/12/2025 

