



Figure similar

Miniature circuit breaker 400 V 15kA, 3+N-pole, B, 25A, D=70 mm

| Model  |                                 |
|--|---------------------------------|
| product brand name   | SENTRON                         |
| product designation  | Miniature circuit breaker       |
| General technical data                                       |                                 |
| number of poles  | 4                               |
| design of pole   | 3P+N                            |
| tripping characteristic class                                | B                               |
| mechanical service life (operating cycles) typical           | 10 000                          |
| overvoltage category   | 3                               |
| degree of pollution  | 3                               |
| Voltage  |                                 |
| type of voltage of the operating voltage                     | AC                              |
| insulation voltage (Ui)                                      |                                 |
| • with single-phase operation at AC rated value              | 440 V                           |
| • with multi-phase operation at AC rated value               | 440 V                           |
| supply voltage with single-phase operation at AC rated value | 230 V                           |
| • operational current  |                                 |
| — at 40 °C rated value                                       | 24 A                            |
| — at 50 °C rated value                                       | 22.98 A                         |
| — at 55 °C rated value                                       | 22.45 A                         |
| — at 60 °C rated value                                       | 21.9 A                          |
| • operational current at AC rated value                      | 25 A                            |
| Supply voltage   |                                 |
| supply voltage   |                                 |
| • at AC  | 400 V                           |
| • at DC rated value  | 60 V                            |
| value range of the supply voltage frequency                  | 50/60 Hz                        |
| operating voltage at DC rated value maximum                  | 72 V                            |
| Protection class   |                                 |
| protection class IP  | IP20, with connected conductors |
| Breaking Capacity  |                                 |
| switching capacity current                                   |                                 |
| • at DC according to IEC 60947-2 rated value                 | 15 kA                           |
| • according to EN 60898 rated value                          | 15 kA                           |
| • according to IEC 60947-2 rated value                       | 25 kA                           |
| energy limitation class                                      | 3                               |

| Dissipation   |  |
|---|--|
| power loss [W] for rated value of the current at AC in hot operating state per pole | 2.4 W  |
| suitability for operation   | Infrastructure / Industry  |
| Product details   |  |
| product feature touch protection  | Yes  |
| product component   |  |
| • combined terminal top   | Yes  |
| • combined terminal bottom  | Yes  |
| • neutral conductor switching   | Yes  |
| product feature properties for main switches in accordance with EN 60204-1          | Yes  |
| product feature halogen-free  | Yes  |
| product feature sealable  | Yes  |
| product feature silicon-free  | Yes  |
| product extension installable supplementary devices                                 | Yes  |
| Product function  |  |
| set values setting current (Ii) for I-tripping                                      | 4  |
| reference value setting current (Ii) for I-tripping                                 | x I <sub>n</sub>   |
| Short circuit   |  |
| short-circuit current breaking capacity (I <sub>cn</sub> )                          |  |
| • at AC according to UL 1077 and CSA C22.2 No.235                                   | 5 kA   |
| Connections   |  |
| connectable conductor cross-section solid   |  |
| • minimum   | 0.75 mm <sup>2</sup>   |
| • maximum   | 35 mm <sup>2</sup>   |
| connectable conductor cross-section stranded  |  |
| • minimum   | 0.75 mm <sup>2</sup>   |
| • maximum   | 35 mm <sup>2</sup>   |
| connectable conductor cross-section finely stranded with core end processing        |  |
| • minimum   | 0.75 mm <sup>2</sup>   |
| • maximum   | 25 mm <sup>2</sup>   |
| AWG number as coded connectable conductor cross section                             |  |
| • minimum   | 18   |
| • maximum   | 4  |
| tightening torque [lbf·in] with screw-type terminals                                |  |
| • minimum   | 22 lbf·in  |
| • maximum   | 31 lbf·in  |
| tightening torque with screw-type terminals   |  |
| • minimum   | 2.5 N·m  |
| • maximum   | 3.5 N·m  |
| position of power supply cord   | Any  |
| Mechanical Design   |  |
| height  | 90 mm  |
| width   | 72 mm  |
| depth   | 76 mm  |
| installation depth  | 70 mm  |
| number of modular width units   | 4  |
| fastening method  | DIN rail   |
| mounting position   | any  |
| Net Weight  | 617 g  |
| Environmental conditions  |  |
| influence of the surrounding temperature  | max. 95% RH up to 55°C, max. 55% RH up to 70°C, max. 35% RH up to 75°C |
| standard  | IEC / EN 60898-1, IEC / EN 60947-2 / UL1077                            |
| vibration resistance according to IEC 60068-2-6                                     | ±1mm at 5 to 25Hz; 50m/s <sup>2</sup> at 25 to 150Hz                   |
| ambient temperature during operation  |  |
| • minimum   | -40 °C   |
| • maximum   | 70 °C  |




|  |                            |
|--|----------------------------|
| ambient temperature during storage   |                            |
| <ul style="list-style-type: none"> <li>• minimum</li> <li>• maximum</li> </ul> | <p>-40 °C</p> <p>75 °C</p> |
| number of test cycles for environmental testing according to IEC 60068-2-30    | 6                          |

**Approvals Certificates**

|   |   |   |   |   |   |
|---|---|---|---|---|---|
| Environment                                 | General Product Approval                    |   |   |   |   |
| <a href="#">Environmental Confirmations</a> | <a href="#">Environmental Confirmations</a> |  |  |  |  |

|   |                               |   |  |                              |   |
|---|-------------------------------|---|--|------------------------------|---|
| General Product Approval  |                               |   |  |                              |   |
|  | <a href="#">Miscellaneous</a> |  |  | <a href="#">Confirmation</a> |  |

|   |   |  |   |   |   |
|---|---|--|---|---|---|
| General Product Approval  | EMV   | Test Certificates                        | Maritime application  |   |   |
|  |  | <a href="#">Special Test Certificate</a> |  |  |  |

|   |   |                              |   |
|---|---|------------------------------|---|
| Maritime application  | other   | Railway                      |   |
|  |  | <a href="#">Confirmation</a> |  |

**Further information**

- Information on the packaging  
<https://support.industry.siemens.com/cs/ww/en/view/109813875>
- Information for data generation and storage  
<https://support.industry.siemens.com/cs/ww/en/view/109995012>
- Information- and Downloadcenter (Catalogs, Brochures,...)  
<https://www.siemens.com/lowvoltage/catalogs>
- Industry Mall (Online ordering system)  
<https://mall.industry.siemens.com/mall/en/en/Catalog/product?mlfb=5SY7625-6>
- Service&Support (Manuals, Certificates, Characteristics, FAQs,...)  
<https://support.industry.siemens.com/cs/ww/en/ps/5SY7625-6>
- Image database (product images, 2D dimension drawings, 3D models, device circuit diagrams, ...)  
[https://www.automation.siemens.com/bilddb/cax\\_en.aspx?mlfb=5SY7625-6](https://www.automation.siemens.com/bilddb/cax_en.aspx?mlfb=5SY7625-6)
- CAx-Online-Generator  
<https://www.siemens.com/cax>
- Tender specifications  
<https://www.siemens.com/specifications>
- Characteristic curves  
[https://curves.simaris.siemens.com/curves/<mmp\\_prod\\_noCOMP="HAUPT"></mmp\\_prod\\_no>](https://curves.simaris.siemens.com/curves/<mmp_prod_noCOMP=)



**CB**



last modified:

8/6/2025 

