









AS-i compact module K60 analog 2 AQ, IP67 2 x 1 output, current 0..20 mA, 4..20 mA, +/- 20 mA for 2-wire actuators 2 x M12 socket
Mounting plate 3RK1901-0CA00 must be ordered separately

General technical data		
design of the product		analog I/O modules for operation in the field, IP67 - K60
design of the device type		analog slave
type of electrical connection of the inputs and outputs		M12 screw-type terminals
consumed current from profile conductors of the AS-Interface at 30 V maximum	mA	160
profile		7.3
A/D resolution for analog inputs/outputs	bit	12
Inputs		
number of analog inputs		0
number of analog outputs		2
output quantity		mA
product function parameterizable output variable		Yes
output quantity		
• current signal		Yes
Ambient conditions		
ambient temperature		
• during operation	°C	-20 ... +60
• during storage	°C	-40 ... +85
protection class IP		IP67
Mechanical data		
width	mm	60
height	mm	152
depth	mm	29
fastening method		standard rail mounting/wall mounting using mounting plate for K60 compact module
Certificates/ approvals		
General Product Approval	EMV	Maritime application
		
		
		
other	Environment	Industrial Communication



Further information

Information on the packaging

<https://support.industry.siemens.com/cs/ww/en/view/109813875>

Information for data generation and storage

<https://support.industry.siemens.com/cs/ww/en/view/109995012>

Information- and Downloadcenter (Catalogs, Brochures,...)

<https://www.siemens.com/ic10>

Industry Mall (Online ordering system)

<https://mall.industry.siemens.com/mall/en/en/Catalog/product?mlfb=3RK1107-1BQ40-0AA3>

Cax online generator

<https://support.automation.siemens.com/WW/CAXorder/default.aspx?lang=en&mlfb=3RK1107-1BQ40-0AA3>

Service&Support (Manuals, Certificates, Characteristics, FAQs,...)

<https://support.industry.siemens.com/cs/ww/en/ps/3RK1107-1BQ40-0AA3>

Image database (product images, 2D dimension drawings, 3D models, device circuit diagrams, EPLAN macros, ...)

https://www.automation.siemens.com/bilddb/cax_de.aspx?mlfb=3RK1107-1BQ40-0AA3&lang=en

