



SIRIUS motor starter M200D technology module reversing starter electronic switching AC-3, 0.75 kW/400 V 0.15 A...2.00 A electronic overload protection thermistor: thermoclick / PTC without brake contact 4 DI / 2 DO Han Q4/2 - Han Q8/0 via communications module 3RK1305\* can be used on PROFIBUS or PROFINET

<b>product brand name</b>	SIRIUS
<b>product designation</b>	Motor starters
<b>design of the product</b>	reversing starter
<b>product type designation</b>	M200D
<b>product function</b>	
• on-site operation	No
• control circuit interface to parallel wiring	No
<b>insulation voltage rated value</b>	500 V
<b>degree of pollution</b>	3
<b>surge voltage resistance rated value</b>	6 000 V
<b>maximum permissible voltage for protective separation</b>	
• between main and auxiliary circuit	400 V
• between control and auxiliary circuit	24 V
<b>shock resistance</b>	12 g / 11 ms
<b>vibration resistance</b>	7 mm / 2 g
<b>type of coordination</b>	1
<b>Substance Prohibitance (day/month/year)</b>	07/01/2006
<b>SVHC substance name</b>	Lead CAS-No. 7439-92-1 Lead monoxide (lead oxide) CAS-No. 1317-36-8 2-methyl-1-(4-methylthiophenyl)-2-morpholinopropan-1-one CAS-No. 71868-10-5 Melamine CAS-No. 108-78-1
<b>Net Weight</b>	4.136 kg
<b>product function</b>	
• direct start	No
• reverse starting	Yes
<b>product component motor brake output</b>	No
<b>product feature</b>	
• brake control with 230 V AC	No
• brake control with 400 V AC	No
• brake control with 24 V DC	No
• brake control with 180 V DC	No
• brake control with 500 V DC	No
<b>product extension braking module for brake control</b>	No
<b>product function short circuit protection</b>	Yes
<b>design of short-circuit protection</b>	circuit-breakers
<b>maximum short-circuit current breaking capacity (Icu)</b>	
• at 400 V rated value	50 000 A
• at 500 V rated value	20 000 A
EMC emitted interference according to IEC 60947-1	CISPR11, ambience A (group 2)

EMC immunity according to IEC 60947-1	corresponds to degree of severity 3, ambience A (industrial sector)
<b>conducted interference</b>	
<ul style="list-style-type: none"> <li>• due to burst according to IEC 61000-4-4</li> </ul>	2 kV network connection / 1 kV control connection
<ul style="list-style-type: none"> <li>• due to conductor-earth surge according to IEC 61000-4-5</li> </ul>	2 kV
<ul style="list-style-type: none"> <li>• due to conductor-conductor surge according to IEC 61000-4-5</li> </ul>	1 kV
<b>Safety related data</b>	
<b>proportion of dangerous failures</b>	
<ul style="list-style-type: none"> <li>• with low demand rate according to SN 31920</li> </ul>	50 %
<ul style="list-style-type: none"> <li>• with high demand rate according to SN 31920</li> </ul>	75 %
<b>B10 value with high demand rate according to SN 31920</b>	1 000 000
<b>failure rate [FIT] with low demand rate according to SN 31920</b>	100 FIT
<b>IEC 61508</b>	
T1 value for proof test interval or service life according to IEC 61508	20 a
<b>Electrical Safety</b>	
<b>touch protection against electrical shock</b>	finger-safe
<b>Main circuit</b>	
<b>number of poles for main current circuit</b>	3
<b>design of the switching contact</b>	solid-state / thyristor / 2 phases
<b>adjustable current response value current of the current-dependent overload release</b>	0.15 ... 2 A
<b>type of the motor protection</b>	full motor protection
operating voltage rated value	200 ... 440 V
<b>operational current</b>	
<ul style="list-style-type: none"> <li>• at AC at 400 V rated value</li> </ul>	2 A
<ul style="list-style-type: none"> <li>• at AC-3 at 400 V rated value</li> </ul>	2 A
<b>operating power</b>	
<ul style="list-style-type: none"> <li>• at AC-3</li> </ul>	
<ul style="list-style-type: none"> <li>— at 400 V rated value</li> </ul>	0.75 kW
<ul style="list-style-type: none"> <li>— at 500 V rated value</li> </ul>	750 W
<ul style="list-style-type: none"> <li>• at AC-3e</li> </ul>	
<ul style="list-style-type: none"> <li>— at 400 V rated value</li> </ul>	1 kW
<ul style="list-style-type: none"> <li>— at 500 V rated value</li> </ul>	0.75 kW
<b>product function</b>	
<ul style="list-style-type: none"> <li>• digital inputs parameterizable</li> </ul>	Yes
<ul style="list-style-type: none"> <li>• digital outputs parameterizable</li> </ul>	Yes
<b>number of digital inputs</b>	4
<b>number of sockets</b>	
<ul style="list-style-type: none"> <li>• for digital output signals</li> </ul>	2
<ul style="list-style-type: none"> <li>• for digital input signals</li> </ul>	4
<b>number of digital outputs</b>	2
<b>Supply voltage</b>	
<b>type of voltage of the supply voltage</b>	DC
<b>supply voltage 1 at DC</b>	24 V
<b>Control circuit/ Control</b>	
<b>type of voltage of the control supply voltage</b>	DC
<b>control supply voltage 1 at DC rated value</b>	20.4 ... 28.8 V
<b>control supply voltage 1 at DC</b>	20.4 ... 28.8 V
<b>control current at DC</b>	
<ul style="list-style-type: none"> <li>• in standby mode of operation</li> </ul>	100 mA
<ul style="list-style-type: none"> <li>• during operation</li> </ul>	600 mA
<b>power loss [W] in auxiliary and control circuit</b>	
<ul style="list-style-type: none"> <li>• in switching state OFF with bypass circuit</li> </ul>	2.7936 W
<ul style="list-style-type: none"> <li>• in switching state ON with bypass circuit</li> </ul>	7.92 W
<b>Response times</b>	
<b>ON-delay time</b>	25 ms
<b>OFF-delay time</b>	35 ms
<b>mounting position</b>	vertical, horizontal, flat

<b>mounting position recommended</b>	horizontal
<b>fastening method</b>	screw fixing
<b>height</b>	215 mm
<b>width</b>	294 mm
<b>depth</b>	148 mm
<b>Ambient conditions</b>	
installation altitude at height above sea level maximum	2 000 m
<b>ambient temperature</b>	
• during operation	-25 ... +55 °C
• during storage	-40 ... +70 °C
• during transport	-40 ... +70 °C
relative humidity during operation	10 ... 95 %
<b>protocol is supported</b>	
• PROFIBUS DP protocol	No
• PROFINET protocol	No
<b>design of the interface</b>	
• AS-Interface protocol	No
• PROFINET protocol	No
• PROFIBUS DP protocol	No
<b>product function bus communication</b>	Yes
protocol is supported AS-Interface protocol	No
product function control circuit interface with IO link	No
<b>type of electrical connection</b>	
• for main current circuit	plug according to ISO 23570, HAN Q4/2 connector
• for auxiliary and control circuit	
<b>type of electrical connection</b>	
• 1 for digital input signals	M12 socket
• 1 for digital output signals	M12 socket
• 2 for digital input signals	M12 socket
• 3 for digital input signals	M12 socket
• 4 for digital input signals	M12 socket
full-load current (FLA) for 3-phase AC motor at 480 V rated value	1.6 A
<b>yielded mechanical performance [hp]</b>	
• for 3-phase AC motor	0.7 hp
— at 460/480 V rated value	
operating voltage at AC at 60 Hz according to CSA and UL rated value	480 V

#### Approvals Certificates

<b>General Product Approval</b>	EMV
---------------------------------	-----



<b>Test Certificates</b>	<b>other</b>	<b>Dangerous goods</b>	<b>Environment</b>	<b>Industrial Communication</b>
--------------------------	--------------	------------------------	--------------------	---------------------------------

[Type Test Certificates/Test Report](#)

[Confirmation](#)



[Transport Information](#)

[Environmental Confirmations](#)



#### Further information

**Information on the packaging**  
<https://support.industry.siemens.com/cs/ww/en/view/109813875>  
**Information for data generation and storage**  
<https://support.industry.siemens.com/cs/ww/en/view/109995012>  
**Information- and Downloadcenter (Catalogs, Brochures,...)**  
<https://www.siemens.com/ic10>

Industry Mall (Online ordering system)

<https://mall.industry.siemens.com/mall/en/en/Catalog/product?mlfb=3RK1395-6KS71-1AD0>

Cax online generator

<https://support.automation.siemens.com/WW/CAXorder/default.aspx?lang=en&mlfb=3RK1395-6KS71-1AD0>

Service&Support (Manuals, Certificates, Characteristics, FAQs,...)

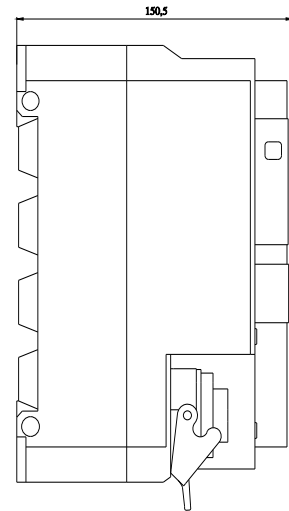
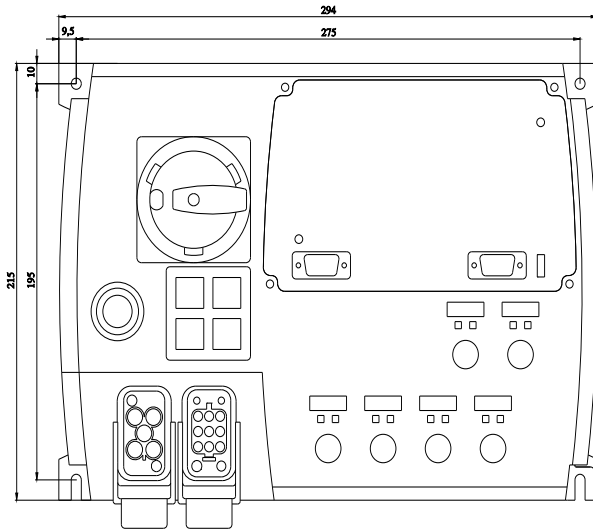
<https://support.industry.siemens.com/cs/ww/en/ps/3RK1395-6KS71-1AD0>

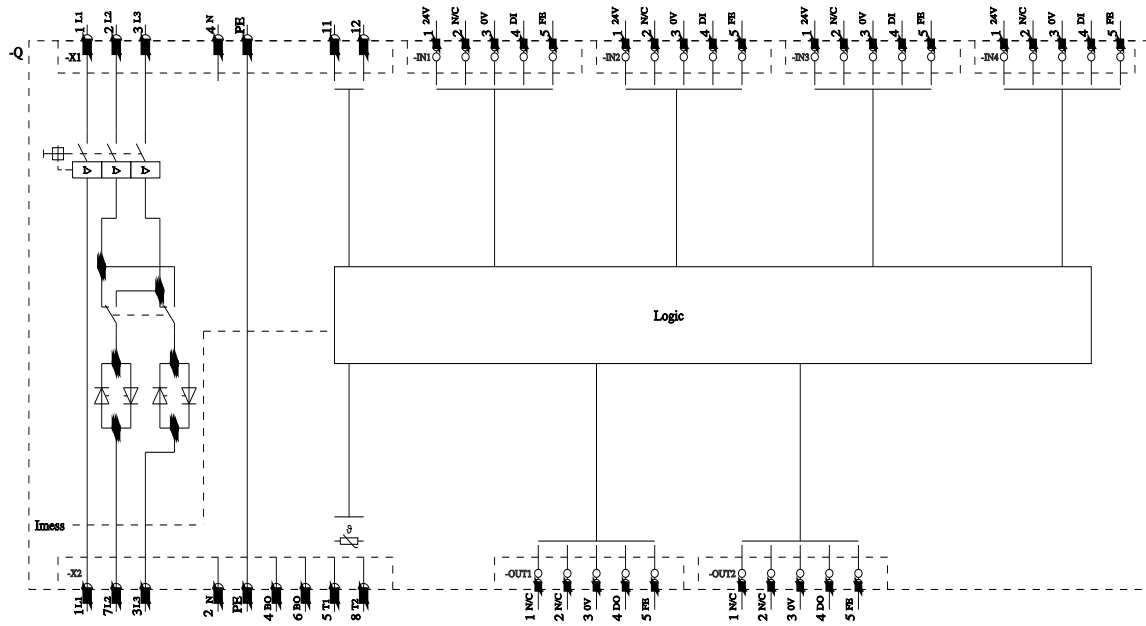
Image database (product images, 2D dimension drawings, 3D models, device circuit diagrams, EPLAN macros, ...)

[https://www.automation.siemens.com/bilddb/cax\\_de.aspx?mlfb=3RK1395-6KS71-1AD0&lang=en](https://www.automation.siemens.com/bilddb/cax_de.aspx?mlfb=3RK1395-6KS71-1AD0&lang=en)

Characteristic curves

[https://curves.simaris.siemens.com/curves/<mmp\\_prod\\_noCOMP="HAUPT"></mmp\\_prod\\_no>](https://curves.simaris.siemens.com/curves/<mmp_prod_noCOMP=)





last modified:

4/4/2026 