

Product datasheet

Specifications



servo motor BMH, Lexium 32,
1.2Nm, 8000rpm, keyed shaft, with
brake, IP65, IP67, 16 multiturn
encoder, straight

BMH0701P37F1A

! Discontinued

! Discontinued on: Jun 30, 2023 AD

Main

Device short name	BMH
Product or component type	Servo motor
Maximum mechanical speed	8000 rpm
Continuous stall torque	1.2 N.m for LXM32.U60N4 at 1.5 A, 400 V, three phase 1.2 N.m for LXM32.U60N4 at 1.5 A, 480 V, three phase 1.4 N.m for LXM32.D12N4 at 3 A, 400 V, three phase 1.4 N.m for LXM32.D12N4 at 3 A, 480 V, three phase
Peak stall torque	4.2 N.m for LXM32.U60N4 at 1.5 A, 400 V, three phase 4.2 N.m for LXM32.U60N4 at 1.5 A, 480 V, three phase 4.2 N.m for LXM32.D12N4 at 3 A, 400 V, three phase 4.2 N.m for LXM32.D12N4 at 3 A, 480 V, three phase
Nominal output power	350 W for LXM32.U60N4 at 1.5 A, 400 V, three phase 350 W for LXM32.U60N4 at 1.5 A, 480 V, three phase 700 W for LXM32.D12N4 at 3 A, 400 V, three phase 700 W for LXM32.D12N4 at 3 A, 480 V, three phase
Nominal torque	1.1 N.m for LXM32.U60N4 at 1.5 A, 400 V, three phase 1.1 N.m for LXM32.U60N4 at 1.5 A, 480 V, three phase 1.3 N.m for LXM32.D12N4 at 3 A, 400 V, three phase 1.3 N.m for LXM32.D12N4 at 3 A, 480 V, three phase
Nominal speed	3000 rpm for LXM32.U60N4 at 1.5 A, 400 V, three phase 3000 rpm for LXM32.U60N4 at 1.5 A, 480 V, three phase 5000 rpm for LXM32.D12N4 at 3 A, 400 V, three phase 5000 rpm for LXM32.D12N4 at 3 A, 480 V, three phase
Product compatibility	LXM32.U60N4 at 400...480 V three phase LXM32.D12N4 at 400...480 V three phase
Shaft end	Keyed
IP degree of protection	IP65 standard IP67 with IP67 kit
Speed feedback resolution	32768 points/turn x 4096 turns
Holding brake	With
Mounting support	International standard flange
Electrical connection	Straight connectors

Complementary

Range compatibility	Lexium 32
[Us] rated supply voltage	480 V
Network number of phases	Three phase
Continuous stall current	1.78 A

Continuous power	1.05 W
Maximum current Irms	6 A for LXM32.U60N4 6 A for LXM32.D12N4
Maximum permanent current	5.97 A
Second shaft	Without second shaft end
Shaft diameter	11 mm
Shaft length	23 mm
Key width	18 mm
Feedback type	Multiturn SinCos Hiperface
Holding torque	3 N.m holding brake
Motor flange size	70 mm
Number of motor stacks	1
Torque constant	0.79 N.m/A at 120 °C
Back emf constant	50.72 V/krpm at 120 °C
Number of motor poles	10
Rotor inertia	0.7 kg.cm ²
Stator resistance	8.3 Ohm at 20 °C
Stator inductance	23.4 mH at 20 °C
Stator electrical time constant	2.8 ms at 20 °C
Maximum radial force Fr	660 N at 1000 rpm 520 N at 2000 rpm 460 N at 3000 rpm 410 N at 4000 rpm 380 N at 5000 rpm 360 N at 6000 rpm
Maximum axial force Fa	0.2 x Fr
Brake pull-in power	7 W
Type of cooling	Natural convection
Length	161 mm
Centring collar diameter	60 mm
Centring collar depth	2.5 mm
Number of mounting holes	4
Mounting holes diameter	5.5 mm
Circle diameter of the mounting holes	82 mm
Product weight	2.6 kg
Sizing reference	BMH0701P
Network number of phases	3
Accuracy error [angular]	4.8 °
Temperature copper hot	135 °C
Temperature magnet hot	100 °C
Temperature magnet rt	20 °C

Packing Units

Unit Type of Package 1	PCE
------------------------	-----

Number of Units in Package 1	1
Package 1 Height	11.0 cm
Package 1 Width	20.0 cm
Package 1 Length	40.0 cm
Package 1 Weight	2.8 kg
Unit Type of Package 2	P06
Number of Units in Package 2	36
Package 2 Height	105.0 cm
Package 2 Width	80.0 cm
Package 2 Length	60.0 cm
Package 2 Weight	107.8 kg

Contractual warranty

Warranty (in months)	18
-----------------------------	----



Environmental Data

Schneider Electric aims to achieve Net Zero status by 2050 through supply chain partnerships, lower impact materials, and circularity via our ongoing “Use Better, Use Longer, Use Again” campaign to extend product lifetimes and recyclability.

[Environmental Data explained >](#)

[How we assess product sustainability >](#)

Use Better



Materials and Substances

EU RoHS Directive

[Compliant By Exemption](#)

PVC free

Yes

Use Longer



Lifetime extension

Repair

No

Use Again



Repack and remanufacture

End of life manual availability

No need of specific recycling operations

WEEE Label

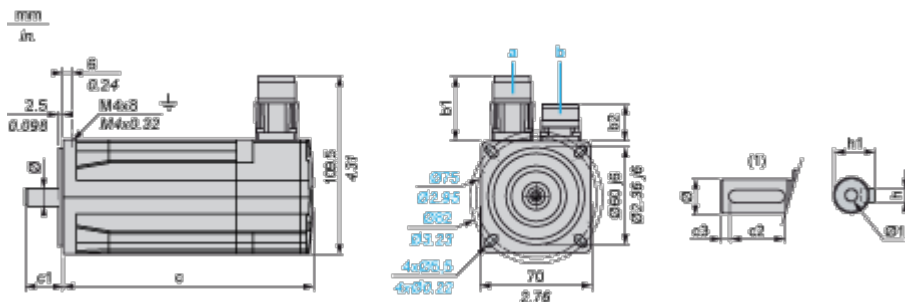


The product must be disposed on European Union markets following specific waste collection and never end up in rubbish bins

Dimensions Drawings

Servo Motors Dimensions

Example with Straight Connectors



- a: Power supply for servo motor brake
- b: Power supply for servo motor encoder
- (1) Shaft end, keyed slot (optional)

Dimensions in mm

Straight connectors		Rotatable angled connectors		c (without brake)	c (with brake)	c1	c2	c3	h	h1	Ø	Ø1 for screws
b1	b2	b1	b2									
39.5	25.5	39.5	39.5	122	161	23	18	2.5	4 h9	12.5 ⁺⁰ _{-0.13}	11 k6	M4 x 14

Dimensions in in.

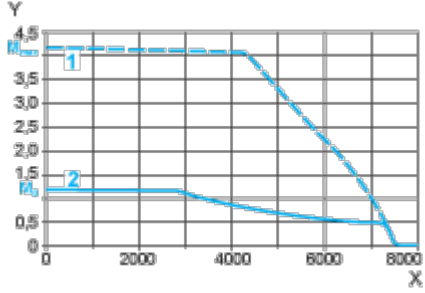
Straight connectors		Rotatable angled connectors		c (without brake)	c (with brake)	c1	c2	c3	h	h1	Ø	Ø1 for screws
b1	b2	b1	b2									
1.55	1	1.55	1.55	4.80	6.33	0.90	0.70	0.09	0.16 h9	0.49 ⁺⁰ _{-0.0051}	0.43 k6	M4 x 0.55

Performance Curves

400 V 3-Phase Supply Voltage

Torque/Speed Curves

Servo motor with LXM32•U60N4 servo drive



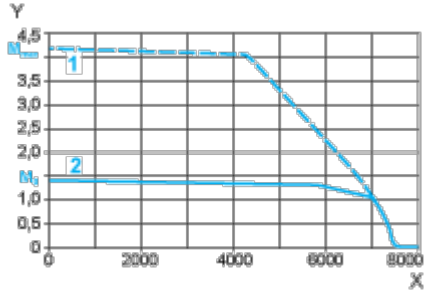
X Speed in rpm

Y Torque in Nm

1 Peak torque

2 Continuous torque

Servo motor with LXM32•D12N4 servo drive



X Speed in rpm

Y Torque in Nm

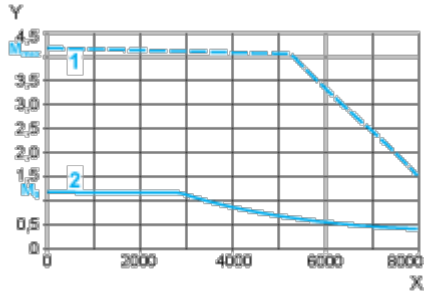
1 Peak torque

2 Continuous torque

480 V 3-Phase Supply Voltage

Torque/Speed Curves

Servo motor with LXM32•U60N4 servo drive



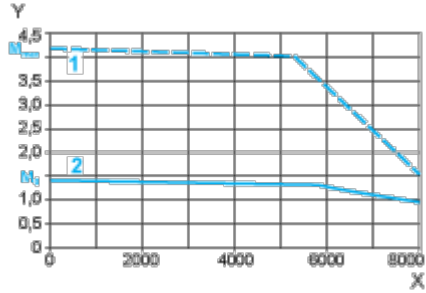
X Speed in rpm

Y Torque in Nm

1 Peak torque

2 Continuous torque

Servo motor with LXM32•D12N4 servo drive



X Speed in rpm

Y Torque in Nm

1 Peak torque

2 Continuous torque