



RCBO, 10 kA, 4P, type B+, short-time-delayed K, 30 mA, D char., In: 100 A, Un AC: 400 V



Figure similar

Model	
product brand name	SENTRON
product designation	RCBO
design of the product	Super resistant K
General technical data	
number of poles	4
number of poles with protection	4
design of pole	4P
tripping characteristic class	D
mechanical service life (operating cycles) typical	10 000
overvoltage category	3
degree of pollution	2
Voltage	
type of voltage of the operating voltage	AC
insulation voltage (Ui) rated value	440 V
surge voltage resistance rated value	4 000 V
surge current resistance at (8/20) $\mu$ s	3 kA
tripping fault current rated value	30 mA
<ul style="list-style-type: none"> <li>● operational current                             <ul style="list-style-type: none"> <li>— at 30 °C rated value</li> <li>— at 40 °C rated value</li> <li>— at 45 °C rated value</li> <li>— at 50 °C rated value</li> <li>— at 55 °C rated value</li> <li>— at 60 °C rated value</li> </ul> </li> <li>● operational current at AC rated value</li> </ul>	<ul style="list-style-type: none"> <li>100 A</li> <li>92.5 A</li> <li>89 A</li> <li>85 A</li> <li>81 A</li> <li>77 A</li> <li>100 A</li> </ul>
residual current type	B+
Supply voltage	
supply voltage <ul style="list-style-type: none"> <li>● at AC rated value</li> <li>● for testing equipment minimum</li> </ul>	<ul style="list-style-type: none"> <li>400 V</li> <li>195 V</li> </ul>
operating frequency	50/60 Hz
supply voltage frequency rated value	50 Hz
Protection class	
protection class IP	IP20, if the distribution board is installed, with connected conductors
Breaking Capacity	
switching capacity current	

<ul style="list-style-type: none"> <li>• according to EN 60898 rated value</li> </ul>	10 kA
<ul style="list-style-type: none"> <li>• according to IEC 60947-2 rated value</li> </ul>	10 kA
<b>short-circuit current breaking capacity (I<sub>cn</sub>) according to EN 61009-1 rated value</b>	10 kA
<b>rated residual switching capacity (I<sub>Δm</sub>) according to IEC 61009-1</b>	10 kA
<b>energy limitation class</b>	3
<b>Dissipation</b>	
<b>power loss [W]</b>	
<ul style="list-style-type: none"> <li>• maximum</li> </ul>	42 W
<b>Product details</b>	
<b>product feature touch protection</b>	Yes
product component neutral conductor switching	Yes
<b>product feature halogen-free</b>	Yes
<b>product feature silicon-free</b>	Yes
<b>Connections</b>	
<b>connectable conductor cross-section solid</b>	
<ul style="list-style-type: none"> <li>• minimum</li> </ul>	6 mm <sup>2</sup>
<ul style="list-style-type: none"> <li>• maximum</li> </ul>	50 mm <sup>2</sup>
<b>connectable conductor cross-section stranded</b>	
<ul style="list-style-type: none"> <li>• minimum</li> </ul>	6 mm <sup>2</sup>
<ul style="list-style-type: none"> <li>• maximum</li> </ul>	50 mm <sup>2</sup>
<b>connectable conductor cross-section finely stranded with core end processing</b>	
<ul style="list-style-type: none"> <li>• minimum</li> </ul>	6 mm <sup>2</sup>
<ul style="list-style-type: none"> <li>• maximum</li> </ul>	35 mm <sup>2</sup>
<b>tightening torque with screw-type terminals</b>	
<ul style="list-style-type: none"> <li>• minimum</li> </ul>	3 N·m
<ul style="list-style-type: none"> <li>• maximum</li> </ul>	3.5 N·m
<b>position of power supply cord</b>	Either top or bottom
<b>Mechanical Design</b>	
<b>height</b>	90 mm
<b>width</b>	198 mm
<b>depth</b>	77 mm
<b>installation depth</b>	70 mm
<b>number of modular width units</b>	11
<b>mounting position</b>	any
<b>Net Weight</b>	2 084 g
<b>Environmental conditions</b>	
<b>influence of the surrounding temperature</b>	Max. 95% humidity
<b>ambient temperature during operation</b>	
<ul style="list-style-type: none"> <li>• minimum</li> </ul>	-25 °C
<ul style="list-style-type: none"> <li>• maximum</li> </ul>	55 °C
<b>ambient temperature during storage</b>	
<ul style="list-style-type: none"> <li>• minimum</li> </ul>	-40 °C
<ul style="list-style-type: none"> <li>• maximum</li> </ul>	75 °C
<b>number of test cycles for environmental testing according to IEC 60068-2-30</b>	28
<b>Approvals Certificates</b>	
<b>Environment</b>	<b>General Product Approval</b>
<a href="#">Environmental Conformations</a>	<a href="#">Environmental Conformations</a>
<a href="#">Miscellaneous</a>	<a href="#">Confirmation</a>
	
<b>General Product Approval</b>	<b>other</b>
	<b>Dangerous goods</b>



Further information

Information on the packaging

<https://support.industry.siemens.com/cs/ww/en/view/109813875>

Information for data generation and storage

<https://support.industry.siemens.com/cs/ww/en/view/109995012>

Information- and Downloadcenter (Catalogs, Brochures,...)

<https://www.siemens.com/lowvoltage/catalogs>

Industry Mall (Online ordering system)

<https://mall.industry.siemens.com/mall/en/en/Catalog/product?mlfb=5SU1374-8DK81>

Service&Support (Manuals, Certificates, Characteristics, FAQs,...)

<https://support.industry.siemens.com/cs/ww/en/ps/5SU1374-8DK81>

Image database (product images, 2D dimension drawings, 3D models, device circuit diagrams, ...)

[https://www.automation.siemens.com/bilddb/cax\\_en.aspx?mlfb=5SU1374-8DK81](https://www.automation.siemens.com/bilddb/cax_en.aspx?mlfb=5SU1374-8DK81)

CAx-Online-Generator

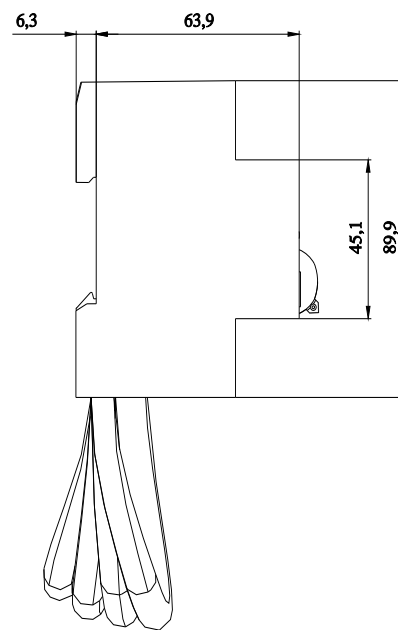
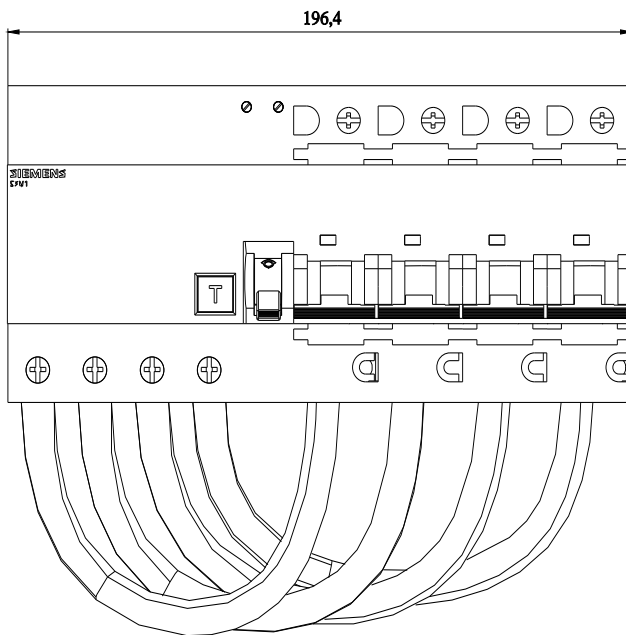
<https://www.siemens.com/cax>

Tender specifications

<https://www.siemens.com/specifications>

Characteristic curves

[https://curves.simaris.siemens.com/curves/<mmp\\_prod\\_noCOMP="HAUPT"></mmp\\_prod\\_no>](https://curves.simaris.siemens.com/curves/<mmp_prod_noCOMP=)



last modified:

7/22/2025

