

Circuit Breakers

Arc-Fault and Ground-Fault Breakers

Selection/Wiring Diagrams

Arc-Fault Circuit Interrupters (AFCI)

AFCI's detect arcing faults (an unintentional arcing condition in a circuit) that standard circuit breakers are unable to detect. The device is intended to mitigate the effects of arcing faults by functioning to de-energize the circuit when an arc-fault is detected.

Combination Type AFCI

Detects all three possible types of arc fault: line-to-ground, line-to-neutral, and series.

Breaker Type	Ampere Rating	10,000 A IR	22,000 A IR
		Catalog Number	Catalog Number
QAF/QAFH 1-Pole 120V AC	15	Q115AFC [Ⓟ]	Q115AFCH [■] Ⓟ
	20	Q120AFC [Ⓟ]	Q120AFCH [■] Ⓟ
QAF/QAFH 2-Pole 120/240V AC	15	Q215AFC [Ⓟ]	Q215AFCH [■] Ⓟ
	20	Q220AFC [Ⓟ]	Q220AFCH [■] Ⓟ

Branch-Feeder AFCI

Detects line-to-ground and line-to neutral arcs.

QAF/QAFH 1-Pole 120V AC	15	Q115AF [Ⓟ]	Q115AFH [■] Ⓟ
	20	Q120AF [Ⓟ]	Q120AFH [■] Ⓟ

Ground-Fault Circuit Interrupters (GFCI)

Provides Class A (5mA) ground fault protection.

Intended for personnel protection.

De-energizes the circuit for all ungrounded conductors of the circuit.

QPF/QPHF 1-Pole 120V AC Plug-in	15	QF115 [Ⓟ]	QF115H [Ⓟ]
	20	QF120 [Ⓟ]	QF120H [■] Ⓟ
	25	QF125 [■]	—
	30	QF130	QF130H
QPF/QPHF 2-Pole 120/240V AC Plug-in	15	QF215	QF215H
	20	QF220	QF220H
	30	QF230	QF230H
	40	QF240	QF240H
	50	QF250	QF250H
	60	QF260	QF260H

Ground Fault Equipment Protection (30mA)

Provides protection of equipment from damaging line-to-ground faults currents.

De-energizes the circuit for all ungrounded conductors of the circuit.


QE/QEH 1-Pole 120V AC Plug-in	15	QE115 [Ⓟ]	QE115H [Ⓟ]
	20	QE120 [Ⓟ]	QE120H [Ⓟ]
	30	QE130	QE130H
QE/QEH 2-Pole 120/240V AC Plug-in	15	QE215	QE215H
	20	QE220	QE220H
	30	QE230	QE230H
	40	QE240	QE240H
	50	QE250	QE250H
	60	QE260 [■]	QE260H [■]

QAF/QPF/QE Accessories


Description	Catalog Number
Padlocking Device 1-Pole	ECPLD1
Padlocking Device 2-Pole	ECPLD2
Handle Block	ECBX231M

■ Built to order. Allow 2-3 weeks for delivery.


Ⓟ UL Listed as SWD (Switching Duty) Rated, suitable for 120V AC Fluorescent Lighting.



1-Pole Combination Type AFCI



2-Pole Combination Type AFCI




1-Pole Branch Feeder AFCI



1-Pole GFCI



2-Pole GFCI



1-Pole Equipment Protection



2-Pole Equipment Protection

Wiring Diagrams

