



Circuit breaker 0.63 A A-release 0.45...0.63 A, N-release 8.2 A, for motor protection, class 10, screw connection, standard switching capacity

product brand name	SIRIUS
product designation	Circuit breaker
design of the product	for motor protection
product type designation	3RV6
General technical data	
size of the circuit-breaker	S00
power loss [W] total typical	5 W
power loss [W] for rated value of the current at AC in hot operating state per pole	1.8 W
type of calculation of power loss current-dependent	quadratic
insulation voltage with degree of pollution 3 at AC rated value	690 V
surge voltage resistance rated value	6 kV
shock resistance according to IEC 60068-2-27	25 g / 11 ms
Substance Prohibitance (day/month/year)	05/01/2012
SVHC substance name	Lead CAS-No. 7439-92-1
Net Weight	0.279 kg
Ambient conditions	
installation altitude at height above sea level maximum	2 000 m
ambient temperature	
• during operation	-20 ... +60 °C
• during transport	-50 ... +80 °C
relative humidity during operation	10 ... 95 %
Main circuit	
number of poles for main current circuit	3
adjustable current response value current of the current-dependent overload release	0.45 ... 0.63 A
operating voltage	
• rated value	690 V
• at AC-3 rated value maximum	690 V
operating frequency rated value	50 ... 60 Hz
operational current rated value	0.63 A
operational current at AC-3 at 400 V rated value	0.63 A
operating frequency at AC-3 maximum	15 1/h
Protective and monitoring functions	
trip class	CLASS 10
design of the overload release	thermal
maximum short-circuit current breaking capacity (I _{cu}) at AC at 400 V rated value	100 kA
operating short-circuit current breaking capacity (I _{cs}) at AC at 400 V rated value	100 kA

response value current of instantaneous short-circuit trip unit	8.2 A
Short-circuit protection	
product function short circuit protection	Yes
design of the short-circuit trip	magnetic
Installation/ mounting/ dimensions	
mounting position	any
fastening method	screw and snap-on mounting onto 35 mm DIN rail according to DIN EN 60715
height	97 mm
width	45 mm
depth	97 mm
required spacing for grounded parts	
• forwards	0 mm
• backwards	0 mm
• upwards	50 mm
• at the side	30 mm
• downwards	50 mm

Connections/ Terminals	
type of electrical connection	
• for main current circuit	screw-type terminals
arrangement of electrical connectors for main current circuit	Top and bottom
type of connectable conductor cross-sections for main contacts	
• solid or stranded	2x (0,75 ... 2,5 mm ²), 2x 4 mm ²
• finely stranded with core end processing	2x (0.5 ... 1.5 mm ²), 2x (0.75 ... 2.5 mm ²)
tightening torque	
• for main contacts with screw-type terminals	0.8 ... 1.2 N·m

Electrical Safety	
protection class IP on the front according to IEC 60529	IP20
touch protection on the front according to IEC 60529	finger-safe, for vertical contact from the front

Approvals Certificates

General Product Approval	Test Certificates
--------------------------	-------------------



[Confirmation](#)



[Type Test Certificates/Test Report](#)

Maritime application	other	Environment
----------------------	-------	-------------



[CCS \(China Classification Society\)](#)

[Miscellaneous](#)

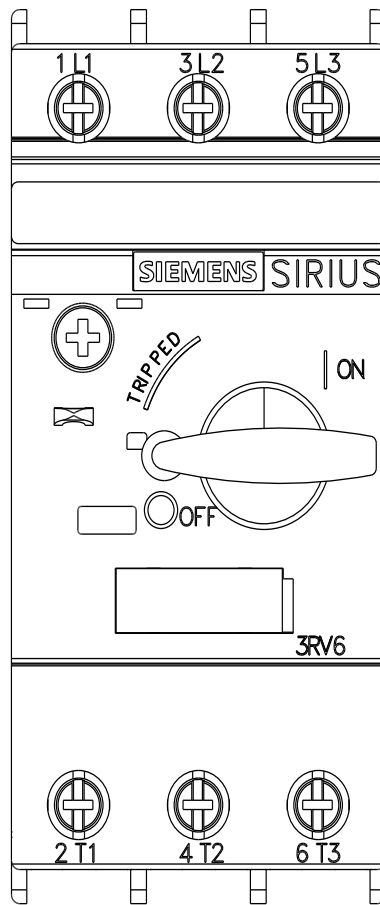
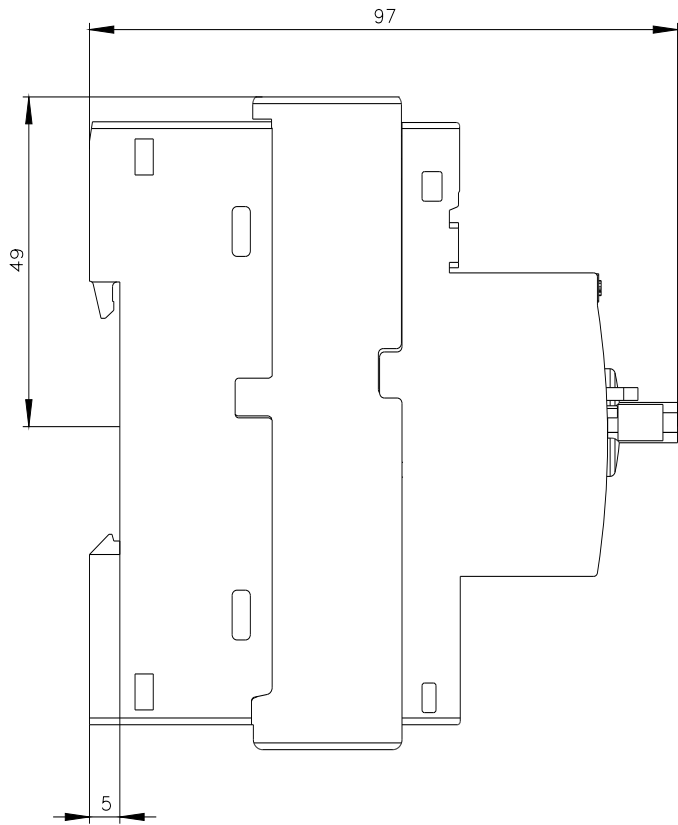
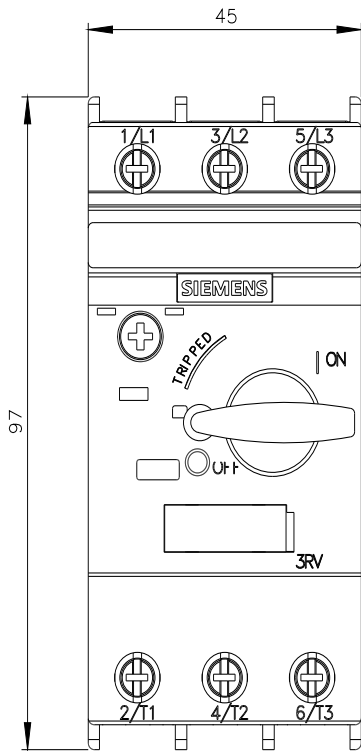
[Confirmation](#)

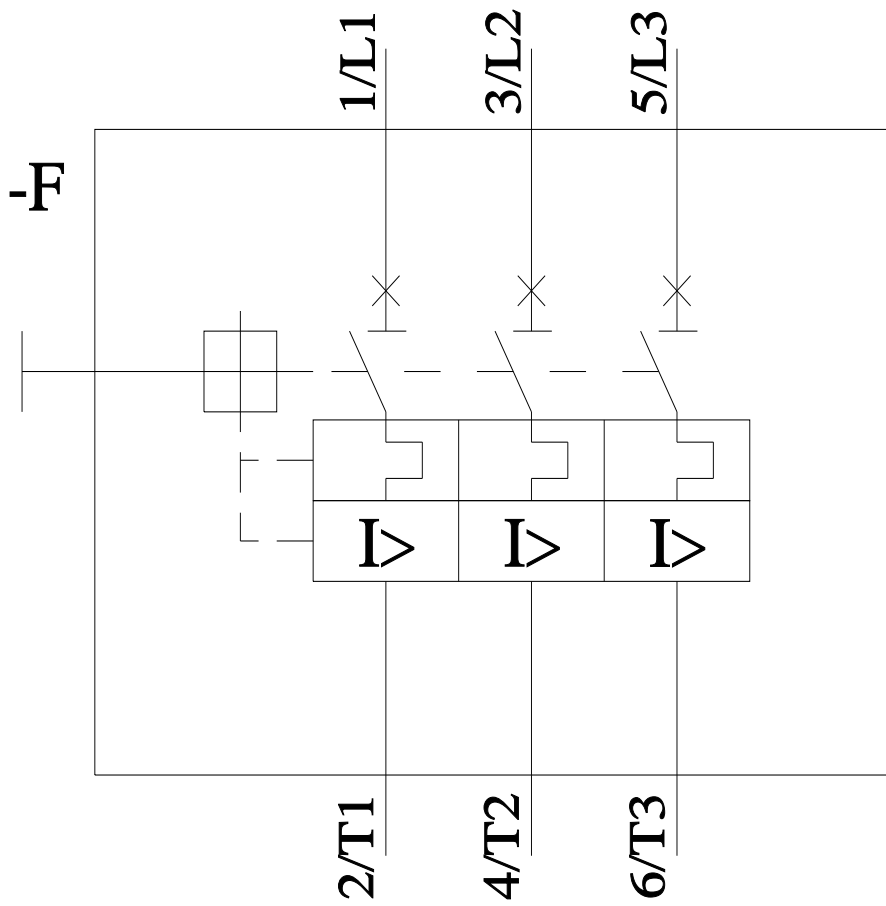


[Environmental Confirmations](#)

Further information

Service&Support (Manuals, Certificates, Characteristics, FAQs,...)
<https://support.industry.siemens.com/cs/products?pnid=16027&lc=en-CN>





last modified:

5/16/2026 