

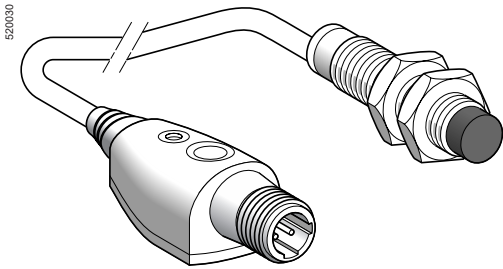
Inductive proximity sensors

XS range, Application

Adjustable range sensors

Cylindrical, flush mountable using teach mode (1)

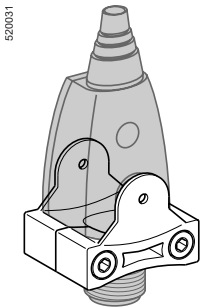
Three-wire DC, solid-state output



XS6●●B2●●L01M12

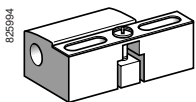
Ø 12, threaded M12 x 1						
Sensing distance (Sn) mm	Function	Output	Connection	Reference	Weight kg	
5	NO	PNP	Remote M12 connector on 0.15 m flying lead	XS612B2PAL01M12	0.100	
		NPN	Remote M12 connector on 0.15 m flying lead	XS612B2NAL01M12	0.100	
	NC	PNP	Remote M12 connector on 0.15 m flying lead	XS612B2PBL01M12	0.100	
		NPN	Remote M12 connector on 0.15 m flying lead	XS612B2NBL01M12	0.100	

Ø 18, threaded M18 x 1						
Sensing distance (Sn) mm	Function	Output	Connection	Reference	Weight kg	
9	NO	PNP	Remote M12 connector on 0.15 m flying lead	XS618B2PAL01M12	0.140	
		NPN	Remote M12 connector on 0.15 m flying lead	XS618B2NAL01M12	0.140	
	NC	PNP	Remote M12 connector on 0.15 m flying lead	XS618B2PBL01M12	0.140	
		NPN	Remote M12 connector on 0.15 m flying lead	XS618B2NBL01M12	0.140	



XSZBPM12

Ø 30, threaded M30 x 1.5						
Sensing distance (Sn) mm	Function	Output	Connection	Reference	Weight kg	
18	NO	PNP	Remote M12 connector on 0.15 m flying lead	XS630B2PAL01M12	0.220	
		NPN	Remote M12 connector on 0.15 m flying lead	XS630B2NAL01M12	0.220	
	NC	PNP	Remote M12 connector on 0.15 m flying lead	XS630B2PBL01M12	0.220	
		NPN	Remote M12 connector on 0.15 m flying lead	XS630B2NBL01M12	0.220	



XSZB●●●

Accessories (2)			
Description	Reference	Weight kg	
Remote control fixing clamp	XSZBPM12	0.015	
Sensor fixing clamps	Ø 12	XSZB112	0.006
	Ø 18	XSZB118	0.010
	Ø 30	XSZB130	0.020

(1) For further information on flush or non flush mountable sensors using teach mode, see page 70.

(2) For further information, see page 118.