



circuit breaker 3VM1 IEC frame 100 breaking capacity class N Icu=25kA @ 415V 3-pole, line protection TM210, FTFM, In=50A overload protection Ir=50A, not adjustable short-circuit protection Ii=10 x In nut keeper kit (for products not manufactured in China, only CE and EEQCO Scheme-X certifications are available)

Model	
product brand name	SENTRON
product designation	Molded case circuit breaker
design of the product	Line protection
design of the overcurrent release	TM210
protection function of the overcurrent release	LI
number of poles	3
General technical data	
insulation voltage / rated value	800 V
operating voltage / at AC / at 50/60 Hz / rated value	500 V
operating voltage / at DC / rated value	500 V
operating voltage / at AC / rated value	690 V
power loss [W] / maximum	15 W
power loss [W] / for rated value of the current / at AC / in hot operating state / per pole	4.87 W
mechanical service life (operating cycles) / typical	12 000
electrical endurance (operating cycles) / at AC-1 / at 380/415 V	2 000
product feature / for neutral conductors / upgradable/retrofitable / short-circuit and overload proof	No
ground-fault monitoring version	Without
product function	
• communication function	No
• other measurement function	No
Net Weight	0.934 kg
Current	
operational current	
• at 40 °C	50 A
• at 45 °C	50 A
• at 50 °C	50 A
• at 55 °C	49 A
• at 60 °C	48 A
• at 65 °C	46 A
• at 70 °C	45 A
Switching capacity according to IEC 60947	
switching capacity class of the circuit breaker	N
maximum short-circuit current breaking capacity (Icu)	
• at 240 V	36 kA
• at 415 V	25 kA
• at 440 V	16 kA

<ul style="list-style-type: none"> <li>• at 500 V</li> </ul>	5 kA
operating short-circuit current breaking capacity (Ics)	
<ul style="list-style-type: none"> <li>• at 240 V</li> <li>• at 415 V</li> <li>• at 440 V</li> <li>• at 500 V</li> </ul>	18 kA 12 kA 8 kA 3 kA
short-circuit current making capacity (Icm)	
<ul style="list-style-type: none"> <li>• at 240 V</li> <li>• at 415 V</li> <li>• at 440 V</li> <li>• at 500 V</li> </ul>	76 kA 53 kA 32 kA 8 kA
design of short-circuit protection	For switching capacity values in DC power systems, see the 3VA Molded Case Circuit Breaker Manual; link available under Service & Support in the last chapter

### Adjustable parameters

product feature / for L-tripping / can be switched on/off	No
adjustable response value setting current (I <sub>r</sub> ) / of the L-trip / with I <sub>2t</sub> characteristic	
<ul style="list-style-type: none"> <li>• minimum</li> <li>• maximum</li> </ul>	50 A 50 A
adjustable response value delay time (t <sub>r</sub> ) / for L-tripping / with I <sub>2t</sub> characteristic	
<ul style="list-style-type: none"> <li>• minimum</li> <li>• maximum</li> </ul>	1 s 1 s
adjustable response value setting current (I <sub>i</sub> ) / for I-tripping	
<ul style="list-style-type: none"> <li>• minimum</li> <li>• maximum</li> </ul>	500 A 500 A
adjustable setting current (I <sub>nN</sub> ) / for N-tripping	
<ul style="list-style-type: none"> <li>• minimum</li> <li>• maximum</li> </ul>	0 A 0 A
adjustable current response value current / of instantaneous short-circuit trip unit	
<ul style="list-style-type: none"> <li>• maximum</li> </ul>	500 A
product function / grounding protection	No

### Mechanical Design

product component	
<ul style="list-style-type: none"> <li>• undervoltage release</li> <li>• voltage trigger</li> <li>• trip indicator</li> </ul>	No No No
height [in]	5.12 in
height	130 mm
width [in]	3 in
width	76.2 mm
depth [in]	2.76 in
depth	70 mm

### Connections

arrangement of electrical connectors / for main current circuit	Front connection
type of electrical connection / for main current circuit	nut keeper kit on both ends
type of connectable conductor cross-sections / for flat-bar terminal connection / minimum	12 x 1 mm
type of connectable conductor cross-sections / for flat-bar terminal connection / maximum	17 x 6.5 mm
design of the surface / of the connections / on the top of the switch (N, 1, 3, 5)	Silver
design of the surface / of the connections / on the bottom of the switch (N, 2, 4, 6)	Tin

### Auxiliary circuit

number of CO contacts / for auxiliary contacts	0
------------------------------------------------	---

### Accessories

product extension / optional / motor drive	No
--------------------------------------------	----

### Environmental conditions

protection class IP / on the front	IP40
ambient temperature	
• during operation / minimum	-25 °C
• during operation / maximum	70 °C
• during storage / minimum	-40 °C
• during storage / maximum	80 °C

### Approvals / Certificates

#### General Product Approval



[Miscellaneous](#)



[Confirmation](#)



EG-Konf.

#### General Product Approval

#### Test Certificates

#### Maritime application



[Type Test Certificates/Test Report](#)

[Miscellaneous](#)



#### Maritime application

#### other

#### Environment



[CCS \(China Classification Society\)](#)

[Confirmation](#)



[Environmental Confirmations](#)

#### Environment

[Environmental Confirmations](#)

### Further information

#### Information on the packaging

<https://support.industry.siemens.com/cs/ww/en/view/109813875>

#### Information for data generation and storage

<https://support.industry.siemens.com/cs/ww/en/view/109995012>

#### Information- and Downloadcenter (Catalogs, Brochures,...)

<https://www.siemens.com/lowvoltage/catalogs>

#### Industry Mall (Online ordering system)

<https://mall.industry.siemens.com/mall/en/en/Catalog/product?mlfb=3VM1050-3ED32-0AA0>

#### Service&Support (Manuals, Certificates, Characteristics, FAQs,...)

<https://support.industry.siemens.com/cs/ww/en/ps/3VM1050-3ED32-0AA0>

#### Image database (product images, 2D dimension drawings, 3D models, device circuit diagrams, ...)

[https://www.automation.siemens.com/bilddb/cax\\_en.aspx?mlfb=3VM1050-3ED32-0AA0](https://www.automation.siemens.com/bilddb/cax_en.aspx?mlfb=3VM1050-3ED32-0AA0)

#### CAX-Online-Generator

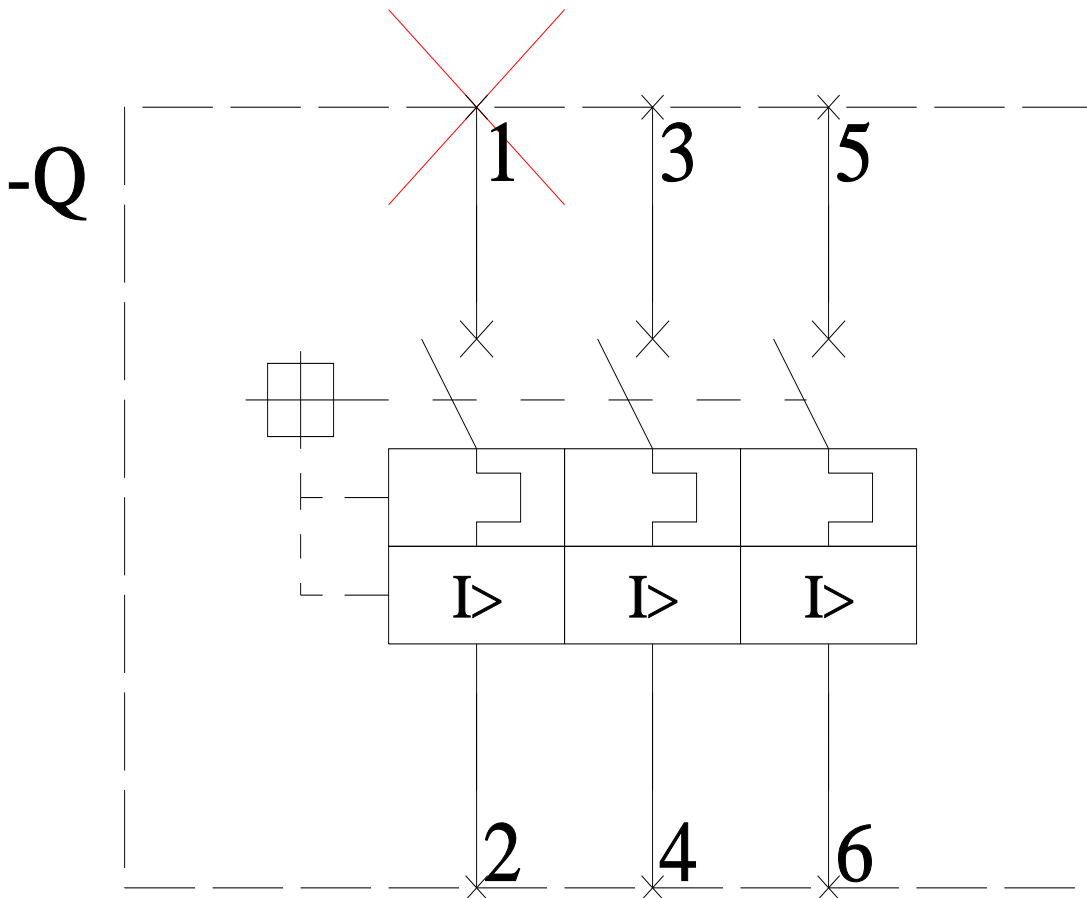
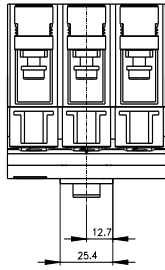
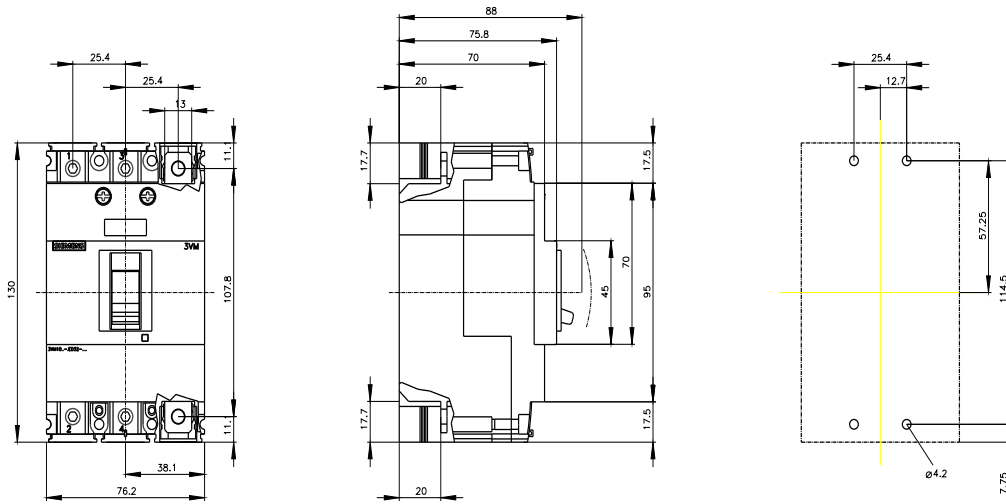
<https://www.siemens.com/cax>

#### Tender specifications

<https://www.siemens.com/specifications>

#### Characteristic curves

[https://curves.simaris.siemens.com/curves/<mmp\\_prod\\_noCOMP="HAUPT"></mmp\\_prod\\_no>](https://curves.simaris.siemens.com/curves/<mmp_prod_noCOMP=)



last modified:

4/4/2025



