



contactor relay, 4 NO, 400 V AC, 50 Hz / 400-440 V, 60 Hz, ring cable lug connection, frame size S00

<b>product brand name</b>	SIRIUS
<b>product designation</b>	Auxiliary contactor
<b>product type designation</b>	3RH2
<b>General technical data</b>	
<b>size of contactor</b>	S00
product extension auxiliary switch	Yes
power loss [W] for rated value of the current without load current share typical	1.43 W
insulation voltage with degree of pollution 3 at AC rated value	690 V
<b>degree of pollution</b>	3
<b>surge voltage resistance rated value</b>	6 kV
<b>shock resistance at rectangular impulse</b>	
• at AC	7,3 g / 5 ms, 4,7 g / 10 ms
<b>shock resistance with sine pulse</b>	
• at AC	11,4 g / 5 ms, 7,3 g / 10 ms
<b>mechanical service life (operating cycles)</b>	
• of contactor typical	30 000 000
• of the contactor with added electronically optimized auxiliary switch block typical	5 000 000
• of the contactor with added auxiliary switch block typical	10 000 000
<b>reference code according to IEC 81346-2</b>	K
<b>Substance Prohibition (day/month/year)</b>	10/01/2009
<b>Net Weight</b>	0.23 g
<b>Ambient conditions</b>	
installation altitude at height above sea level maximum	2 000 m
<b>ambient temperature</b>	
• during operation	-25 ... +60 °C
• during storage	-55 ... +80 °C
<b>relative humidity minimum</b>	10 %
<b>relative humidity at 55 °C according to IEC 60068-2-30 maximum</b>	95 %
<b>Main circuit</b>	
<b>no-load switching frequency</b>	
• at AC	10 000 1/h
• at DC	10 000 1/h
<b>Control circuit/ Control</b>	
<b>type of voltage of the control supply voltage</b>	AC
<b>control supply voltage at AC</b>	
• at 50 Hz rated value	400 V
• at 60 Hz rated value	400 ... 440 V

<b>control supply voltage frequency</b>	
• 1 rated value	50 Hz
• 2 rated value	60 Hz
<b>operating range factor control supply voltage rated value of magnet coil at AC</b>	
• at 50 Hz	0.8 ... 1.1
• at 60 Hz	0.85 ... 1.1
<b>apparent pick-up power of magnet coil at AC</b>	37 VA
<b>inductive power factor with closing power of the coil</b>	0.8
<b>apparent holding power of magnet coil at AC</b>	5.7 VA
<b>inductive power factor with the holding power of the coil</b>	0.25
<b>closing delay</b>	
• at AC	8 ... 33 ms
<b>opening delay</b>	
• at AC	4 ... 15 ms
<b>arcing time</b>	10 ... 15 ms
<b>Auxiliary circuit</b>	
<b>number of NC contacts for auxiliary contacts</b>	0
• instantaneous contact	0
<b>number of NO contacts for auxiliary contacts</b>	4
• instantaneous contact	4
<b>identification number and letter for switching elements</b>	40 E
<b>operational current at AC-12 maximum</b>	10 A
<b>operational current at AC-15</b>	
• at 230 V rated value	10 A
• at 400 V rated value	3 A
• at 500 V rated value	2 A
• at 690 V rated value	1 A
<b>operational current at 1 current path at DC-12</b>	
• at 24 V rated value	10 A
• at 60 V rated value	6 A
• at 110 V rated value	3 A
• at 220 V rated value	1 A
• at 440 V rated value	0.3 A
• at 600 V rated value	0.15 A
<b>operational current with 2 current paths in series at DC-12</b>	
• at 24 V rated value	10 A
• at 60 V rated value	10 A
• at 110 V rated value	4 A
• at 220 V rated value	2 A
• at 440 V rated value	1.3 A
• at 600 V rated value	0.65 A
<b>operational current with 3 current paths in series at DC-12</b>	
• at 24 V rated value	10 A
• at 60 V rated value	10 A
• at 110 V rated value	10 A
• at 220 V rated value	3.6 A
• at 440 V rated value	2.5 A
• at 600 V rated value	1.8 A
<b>operating frequency at DC-12 maximum</b>	1 000 1/h
<b>operational current at 1 current path at DC-13</b>	
• at 24 V rated value	10 A
• at 60 V rated value	2 A
• at 110 V rated value	1 A
• at 220 V rated value	0.3 A
• at 440 V rated value	0.14 A
• at 600 V rated value	0.1 A
<b>operational current with 2 current paths in series at DC-13</b>	
• at 24 V rated value	10 A

<ul style="list-style-type: none"> <li>• at 60 V rated value</li> <li>• at 110 V rated value</li> <li>• at 220 V rated value</li> <li>• at 440 V rated value</li> <li>• at 600 V rated value</li> </ul>	3.5 A 1.3 A 0.9 A 0.2 A 0.1 A
<b>operational current with 3 current paths in series at DC-13</b>	
<ul style="list-style-type: none"> <li>• at 24 V rated value</li> <li>• at 60 V rated value</li> <li>• at 110 V rated value</li> <li>• at 220 V rated value</li> <li>• at 440 V rated value</li> <li>• at 600 V rated value</li> </ul>	10 A 4.7 A 3 A 1.2 A 0.5 A 0.26 A
<b>operating frequency at DC-13 maximum</b>	1 000 1/h
<b>contact reliability of auxiliary contacts</b>	1 faulty switching per 100 million (17 V, 1 mA)
<b>UL/CSA ratings</b>	
<b>contact rating of auxiliary contacts according to UL</b>	A600 / Q600
<b>Short-circuit protection</b>	
design of the miniature circuit breaker for short-circuit protection of the auxiliary circuit up to 230 V	C characteristic: 10 A; 0.4 kA
design of the fuse link for short-circuit protection of the auxiliary switch required	gG: 10 A (690 V, 1 kA)
<b>Installation/ mounting/ dimensions</b>	
<b>mounting position</b>	+/-180° rotation possible on vertical mounting surface; can be tilted forward and backward by +/- 22.5° on vertical mounting surface
<b>fastening method</b>	screw and snap-on mounting onto 35 mm DIN rail
<b>height</b>	57.5 mm
<b>width</b>	45 mm
<b>depth</b>	73 mm
<b>required spacing</b>	
<ul style="list-style-type: none"> <li>• with side-by-side mounting               <ul style="list-style-type: none"> <li>— forwards</li> <li>— upwards</li> <li>— downwards</li> <li>— at the side</li> </ul> </li> <li>• for grounded parts               <ul style="list-style-type: none"> <li>— forwards</li> <li>— upwards</li> <li>— at the side</li> <li>— downwards</li> </ul> </li> <li>• for live parts               <ul style="list-style-type: none"> <li>— forwards</li> <li>— upwards</li> <li>— downwards</li> <li>— at the side</li> </ul> </li> </ul>	10 mm 10 mm 10 mm 0 mm  10 mm 10 mm 6 mm 10 mm  10 mm 10 mm 10 mm 6 mm
<b>Connections/ Terminals</b>	
type of electrical connection for auxiliary and control circuit	ring terminal lug connection
<b>Safety related data</b>	
<b>product function</b>	
<ul style="list-style-type: none"> <li>• positively driven operation according to IEC 60947-5-1</li> <li>• suitable for safety function</li> </ul>	Yes; with 3RH29 Yes
suitability for use safety-related switching OFF	Yes
<b>service life maximum</b>	20 a
<b>proportion of dangerous failures</b>	
<ul style="list-style-type: none"> <li>• with low demand rate according to SN 31920</li> <li>• with high demand rate according to SN 31920</li> </ul>	40 % 73 %
<b>B10 value with high demand rate according to SN 31920</b>	1 000 000; With 0.3 x Ie
<b>failure rate [FIT] with low demand rate according to SN 31920</b>	100 FIT
<b>ISO 13849</b>	
<b>device type according to ISO 13849-1</b>	3

overdimensioning according to ISO 13849-2 necessary	Yes
IEC 61508	
safety device type according to IEC 61508-2	Type A
Electrical Safety	
protection class IP on the front according to IEC 60529	IP00

### Approvals Certificates

Environmental Product Declaration	
<ul style="list-style-type: none"> <li>global warming potential [CO2 eq] / during manufacturing</li> <li>global warming potential [CO2 eq] / during operation</li> <li>global warming potential [CO2 eq] / after end of life</li> <li>global warming potential [CO2 eq] / total</li> </ul>	<ul style="list-style-type: none"> <li>1.15 kg</li> <li>48.2 kg</li> <li>-0.139 kg</li> <li>49.2 kg</li> </ul>

Environment	General Product Approval
-------------	--------------------------

[Environmental Confirmations](#)







General Product Approval	EMV	Functional Safety
--------------------------	-----	-------------------







[Type Examination Certificate](#)

Test Certificates	Maritime application
-------------------	----------------------




[Special Test Certificate](#)

[Type Test Certificates/Test Report](#)







Maritime application	other
----------------------	-------

[Confirmation](#)

[Miscellaneous](#)



### Railway

[Special Test Certificate](#)

### Further information

Information on the packaging  
<https://support.industry.siemens.com/cs/ww/en/view/109813875>

Information for data generation and storage  
<https://support.industry.siemens.com/cs/ww/en/view/109995012>

Information- and Downloadcenter (Catalogs, Brochures,...)  
<https://www.siemens.com/ic10>

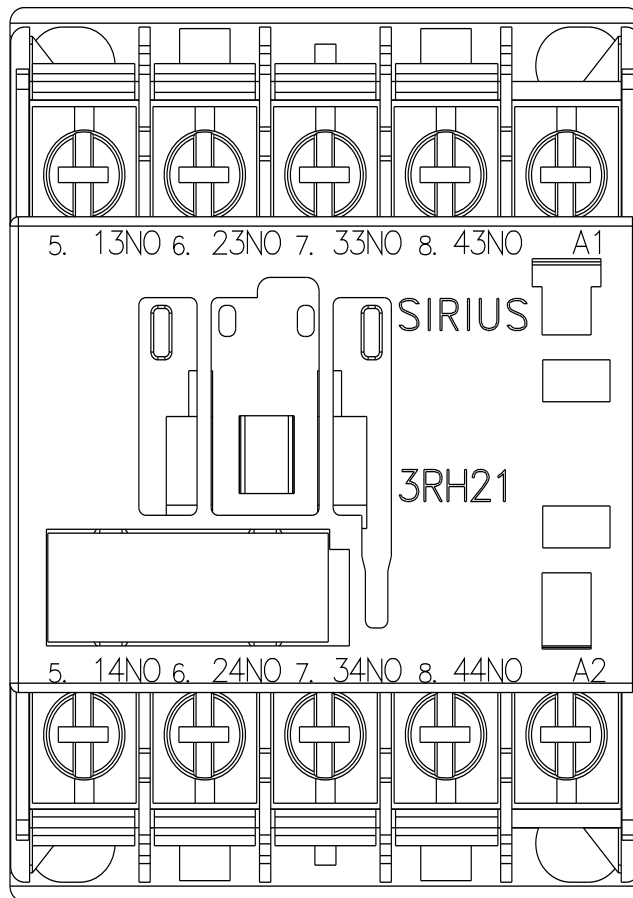
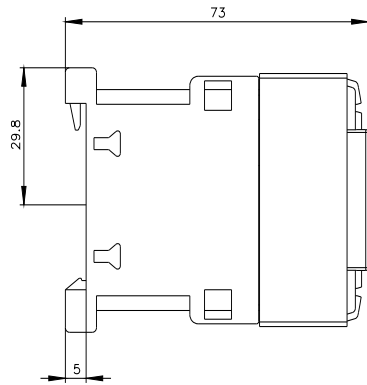
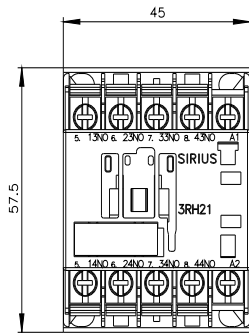
Industry Mall (Online ordering system)  
<https://mall.industry.siemens.com/mall/en/en/Catalog/product?mlfb=3RH2140-4AR60>

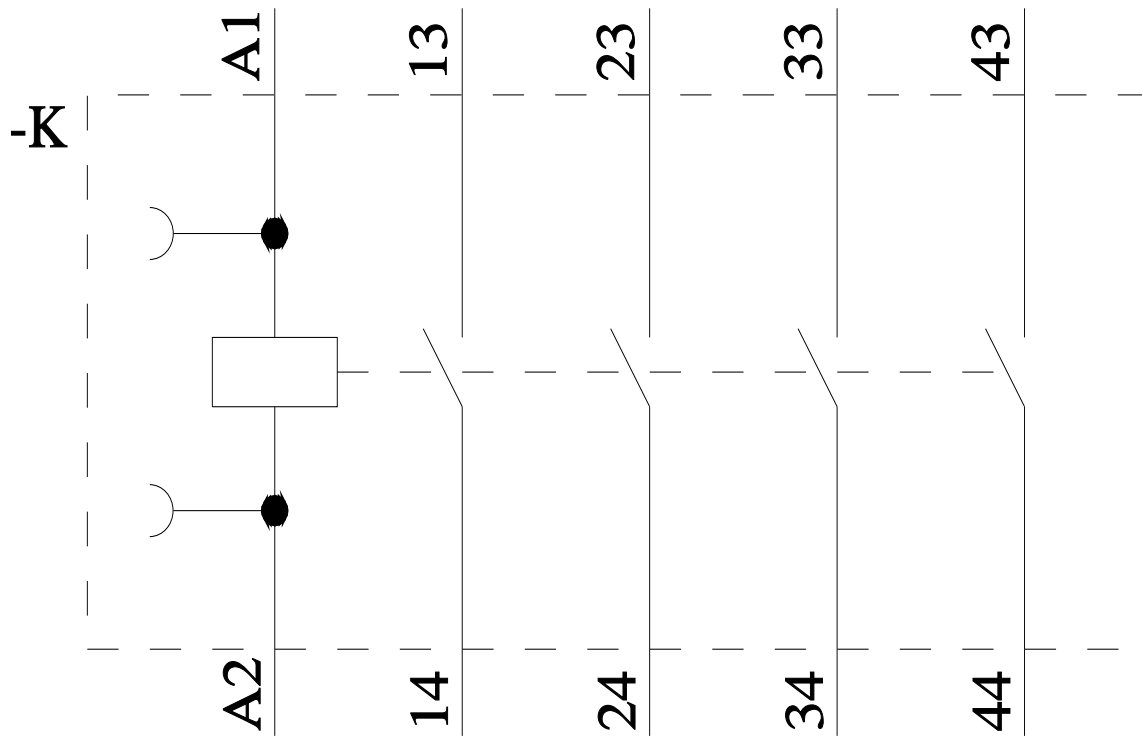
Service&Support (Manuals, Certificates, Characteristics, FAQs,...)  
<https://support.industry.siemens.com/cs/ww/en/ps/3RH2140-4AR60>

Image database (product images, 2D dimension drawings, 3D models, device circuit diagrams, EPLAN macros, ...)  
[https://www.automation.siemens.com/bilddb/cax\\_de.aspx?mlfb=3RH2140-4AR60&lang=en](https://www.automation.siemens.com/bilddb/cax_de.aspx?mlfb=3RH2140-4AR60&lang=en)

Cax online generator  
<https://support.automation.siemens.com/WW/CAXorder/default.aspx?lang=en&mlfb=3RH2140-4AR60>

Characteristic curves  
[https://curves.simaris.siemens.com/curves/<mmp\\_prod\\_noCOMP="HAUPT"></mmp\\_prod\\_no>](https://curves.simaris.siemens.com/curves/<mmp_prod_noCOMP=)





last modified:

4/9/2026 