Multi9 RCCB ID Residual Current Circuit Breakers (AC, A-SI types)

IEC

PB111761-40

PB111762-40

IEC/EN 61008-1

As per the above standard:

- RCCB-ID residual current circuit breakers offer the following functions:
  - protection of persons against electric shock by direct contact (30 mA),
  - protection of persons against electric shock by indirect contact (300 mA),
  - protection of installations against fire risks (300 mA).

A-SI type

The A-SI type provides increased immunity from electrical interference and polluted or corrosive environments.

- Compatible with PowerTag Energy.

Catalog numbers

RCCB-ID residual current circuit breakers

Type			AC		A-SI		Width in 9-mm (0.35 in) modules
2P		**Sensitivity**	**30 mA**	**300 mA**	**30 mA**	**300 mA** S	
DB122476 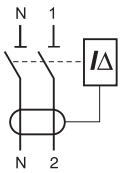	Rating	25 A	**M9R11225**	-	-	-	4
		40 A	**M9R11240**	**M9R14240**	**M9R31240**	**M9R35240**	
		63 A	**M9R11263**	-	-	-	
4P		**Sensitivity**	**30 mA**	**300 mA**	**30 mA**	**300 mA** S	
DB122477 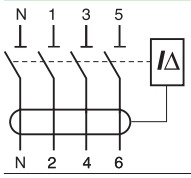	Rating	40 A	**M9R11440**	**M9R14440**	**M9R31440**	**M9R35440**	8
		63 A	**M9R11463**	**M9R14463**	**M9R31463**	**M9R35463**	
Voltage rating (Ue)		2P	230 - 240 V				
		4P	400 - 415 V				
Operating frequency			50 Hz				
Auxiliaries			**See page 55**				
Accessories			**See page 72**				
PowerTag energy sensors			**See PowerLogic catalog: PLSED309005EN**				

Connection

DB123947

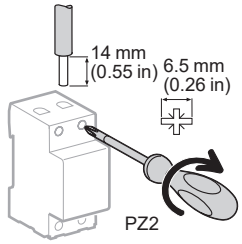

Rating	Tightening torque	Copper cables (*)			
		Rigid		Flexible or with ferrule	
		DB122945		DB122946	
25 to 63 A	3.5 N.m / 31 lb.in	1 to 35 mm²	AWG #18 to #2	1 to 25 mm²	AWG #18 to #4

(*) See Copper Multi-cable connection chapter for more information, page 113.

Multi9 RCCB ID Residual Current Circuit Breakers (AC, A-SI types) (cont.)

■ Test button

■ Clip-on terminal markers

■ Clip allowing dismounting with comb busbar in place

Window
■ Tripping upon electrical fault is indicated by a red mechanical status indicator on the front panel

Positive contact indication
■ Suitability for isolation in industrial sector
■ A green strip on the toggle indicates full opening of all the poles.
■ Downstream maintenance operations can be carried out in better safety conditions.

DB123310

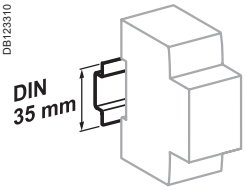

Clips on to 35 mm (1.38 in) DIN rail

DB123312

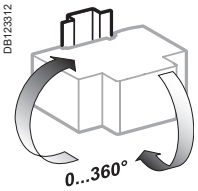

Any installation position.

DB123314

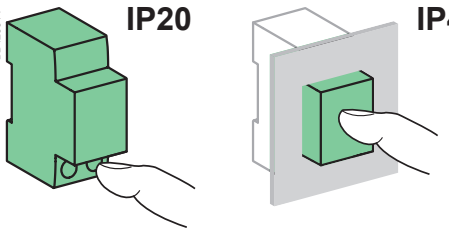

Technical data

Main characteristics		
Insulation voltage (Ui)		440 V
Pollution degree		3
Rated impulse withstand voltage (Uimp)		6 kV
According to IEC/EN 61008-1		
Making and breaking capacity (Im/IΔm)		10 In
Impulse current withstand (8/20 µs) without tripping	AC type	250 Â
	A-SI type	3 kÂ
Rated conditional short-circuit current (Inc/IΔc)	With fuse 100 A	10,000 A
Behaviour in case of voltage drop		Residual current protection down to 0 V according to IEC/EN 61008-1 § 3.3.4
Additional characteristics		
Degree of protection (IEC 60529)	Device only	IP20
	Device in modular enclosure	IP40 Insulation class II
Endurance (O-C)	Electrical	2000 cycles
	Mechanical	20,000 cycles
Operating temperature	AC type	-5°C to +40°C / 23°F to 104°F
	A-SI type	-25°C to +40°C / -13°F to 104°F
Storage temperature		-40°C to +60°C / -40°F to 140°F
Tropicalization (IEC 60068-1)		Treatment 2 (relative humidity 95 % at 55°C / 131°F)
Dissipated power		See page 104

Weight (g / oz)

Residual current circuit breakers	
Type	**ID**
2P	230 g / 8.11 oz
4P	450 g / 15.87 oz

Dimensions (mm / inches)
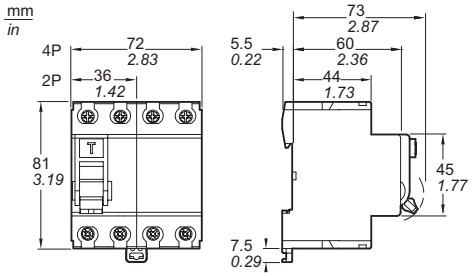
DB406069