



auxiliary switch, on the front, 2 NO + 2 NC, 53/54, 61/62, 71/72, 83/84, current path: 1 NO, 1 NC, 1 NC, 1 NO, spring-loaded terminal, physically coded, only with contactor relays 3RH2140 and 3RH2440 combinable (according to EN 50011)

<b>product brand name</b>	SIRIUS
<b>product category</b>	Auxiliary switch
<b>product designation</b>	auxiliary switch
<b>design of the product</b>	Can be snapped onto front of 3RH2140/3RH2440 auxiliary switch
<b>product type designation</b>	3RH29
<b>suitability for use</b>	for 3RH2
<b>General technical data</b>	
insulation voltage with degree of pollution 3 at AC rated value	690 V
<b>surge voltage resistance rated value</b>	6 kV
protection class IP on the front	IP20
<b>mechanical service life (operating cycles) typical</b>	10 000 000
electrical endurance (operating cycles) at AC-15 at 230 V typical	200 000
<b>Substance Prohibitance (day/month/year)</b>	10/01/2009
<b>Net Weight</b>	61 g
<b>number of NC contacts for auxiliary contacts</b>	
• instantaneous contact	2
• lagging switching	0
<b>number of NO contacts for auxiliary contacts</b>	
• instantaneous contact	2
• leading contact	0
<b>number of CO contacts of auxiliary contacts instantaneous contact</b>	0
<b>operational current at AC-15 at 690 V rated value</b>	1 A
<b>operational current of auxiliary contacts at AC-12</b>	
• at 24 V	10 A
• at 230 V	10 A
<b>operational current of auxiliary contacts at AC-14</b>	
• at 125 V	6 A
• at 250 V	6 A
<b>operational current of auxiliary contacts at AC-12 maximum</b>	10 A
<b>operational current of auxiliary contacts at AC-15</b>	
• at 24 V	6 A
• at 230 V	6 A
• at 400 V	3 A
<b>operational current of auxiliary contacts at DC-12</b>	
• at 24 V	10 A
• at 110 V	3 A
• at 220 V	1 A
<b>operational current with 2 current paths in series at DC-12</b>	

<ul style="list-style-type: none"> <li>• at 24 V rated value</li> <li>• at 60 V rated value</li> <li>• at 110 V rated value</li> <li>• at 220 V rated value</li> <li>• at 440 V rated value</li> <li>• at 600 V rated value</li> </ul>	10 A 10 A 4 A 2 A 1.3 A 0.65 A
<b>operational current with 3 current paths in series at DC-12</b> <ul style="list-style-type: none"> <li>• at 24 V rated value</li> <li>• at 60 V rated value</li> <li>• at 110 V rated value</li> <li>• at 220 V rated value</li> <li>• at 440 V rated value</li> <li>• at 600 V rated value</li> </ul>	10 A 10 A 10 A 3.6 A 2.5 A 1.8 A
<b>operational current with 2 current paths in series at DC-13</b> <ul style="list-style-type: none"> <li>• at 24 V rated value</li> <li>• at 60 V rated value</li> <li>• at 110 V rated value</li> <li>• at 220 V rated value</li> <li>• at 440 V rated value</li> <li>• at 600 V rated value</li> </ul>	10 A 3.5 A 1.3 A 0.9 A 0.2 A 0.1 A
<b>operational current with 3 current paths in series at DC-13</b> <ul style="list-style-type: none"> <li>• at 24 V rated value</li> <li>• at 60 V rated value</li> <li>• at 110 V rated value</li> <li>• at 220 V rated value</li> <li>• at 440 V rated value</li> <li>• at 600 V rated value</li> </ul>	10 A 4.7 A 3 A 1.2 A 0.5 A 0.26 A
<b>operational current of auxiliary contacts at DC-13</b> <ul style="list-style-type: none"> <li>• at 24 V</li> <li>• at 48 V</li> <li>• at 60 V</li> <li>• at 110 V</li> <li>• at 125 V</li> <li>• at 220 V</li> <li>• at 250 V</li> </ul>	6 A 2 A 2 A 1 A 0.9 A 0.3 A 0.3 A
design of the miniature circuit breaker for short-circuit protection of the auxiliary circuit up to 230 V	C characteristic: 10 A; 0.4 kA
<b>contact reliability of auxiliary contacts</b>	1 faulty switching per 100 million (17 V, 1 mA)
<b>Ambient conditions</b>	
<b>ambient temperature</b> <ul style="list-style-type: none"> <li>• during operation</li> <li>• during storage</li> </ul>	-25 ... +60 °C -55 ... +80 °C
<b>Safety related data</b>	
<b>product function</b> <ul style="list-style-type: none"> <li>• mirror contact according to IEC 60947-4-1</li> <li>• positively driven operation according to IEC 60947-5-1</li> </ul>	No Yes
<b>Short-circuit protection</b>	
design of the miniature circuit breaker for short-circuit protection of the auxiliary circuit up to 230 V	C characteristic: 10 A; 0.4 kA
design of the fuse link for short-circuit protection of the auxiliary switch required	gG: 10 A (690 V, 1 kA)
<b>Installation/ mounting/ dimensions</b>	
<b>fastening method</b>	snap-on mounting
<b>height</b>	41.5 mm
<b>width</b>	36 mm
<b>depth</b>	47.7 mm
<b>Connections/ Terminals</b>	
type of electrical connection for auxiliary and control circuit	spring-loaded terminals
<b>connectable conductor cross-section for auxiliary contacts</b>	

<ul style="list-style-type: none"> <li>• solid or stranded</li> </ul>	0.5 ... 2.5 mm <sup>2</sup>
<ul style="list-style-type: none"> <li>• finely stranded with core end processing</li> </ul>	0.5 ... 2.5 mm <sup>2</sup>
<ul style="list-style-type: none"> <li>• finely stranded without core end processing</li> </ul>	0.5 ... 2.5 mm <sup>2</sup>
<b>type of connectable conductor cross-sections</b> <ul style="list-style-type: none"> <li>• for auxiliary contacts <ul style="list-style-type: none"> <li>— solid or stranded</li> <li>— finely stranded with core end processing</li> <li>— finely stranded without core end processing</li> </ul> </li> <li>• for AWG cables for auxiliary contacts</li> </ul>	2x (0.5 ... 2.5 mm <sup>2</sup> ) 2x (0.5 ... 1.5 mm <sup>2</sup> ) 2x (0.5 ... 2.5 mm <sup>2</sup> ) 2x (20 ... 14)
<b>AWG number as coded connectable conductor cross section for auxiliary contacts</b>	20 ... 14

### Approvals Certificates

Environmental Product Declaration	
<ul style="list-style-type: none"> <li>• global warming potential [CO2 eq] / during manufacturing</li> <li>• global warming potential [CO2 eq] / during operation</li> <li>• global warming potential [CO2 eq] / after end of life</li> <li>• global warming potential [CO2 eq] / total</li> </ul>	0.34 kg 0.562 kg 0.0172 kg 0.92 kg

Environment	General Product Approval
-------------	--------------------------

[Environmental Confirmations](#)



General Product Approval	EMV	Functional Safety	Test Certificates
--------------------------	-----	-------------------	-------------------



[Type Examination Certificate](#)

[Special Test Certificate](#)

[Type Test Certificates/Test Report](#)

### Maritime application



Maritime application	other	Railway
----------------------	-------	---------



[Confirmation](#)



[Miscellaneous](#)

[Special Test Certificate](#)

[Type Test Certificates/Test Report](#)

### Further information

Information on the packaging

<https://support.industry.siemens.com/cs/ww/en/view/109813875>

Information for data generation and storage

<https://support.industry.siemens.com/cs/ww/en/view/109995012>

Information- and Downloadcenter (Catalogs, Brochures,...)

<https://www.siemens.com/ic10>

Industry Mall (Online ordering system)

<https://mall.industry.siemens.com/mall/en/en/Catalog/product?mlfb=3RH2911-2GA22>

Cax online generator

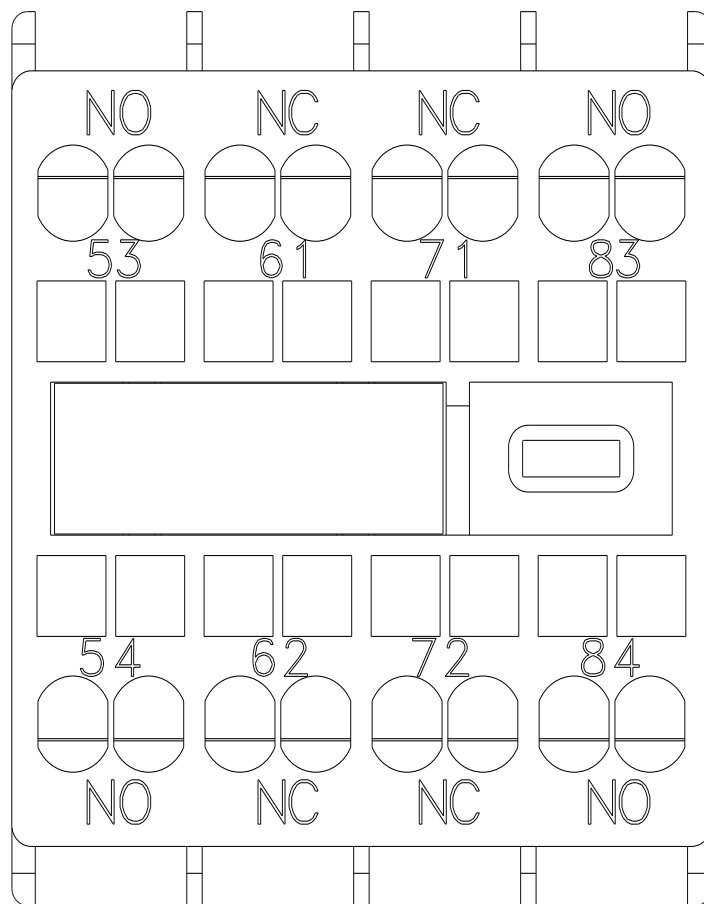
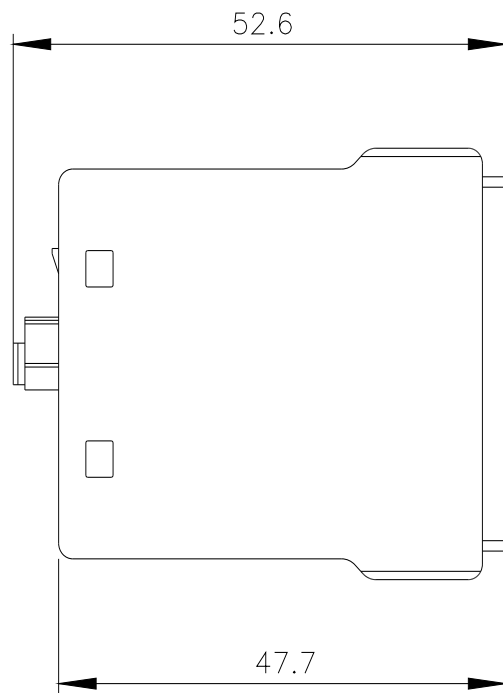
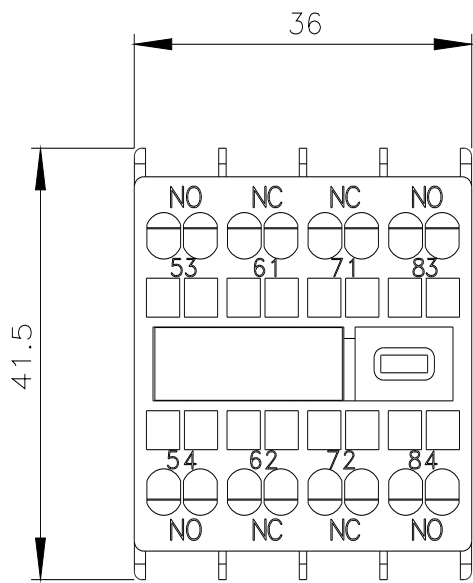
<https://support.automation.siemens.com/WW/CAXorder/default.aspx?lang=en&mlfb=3RH2911-2GA22>

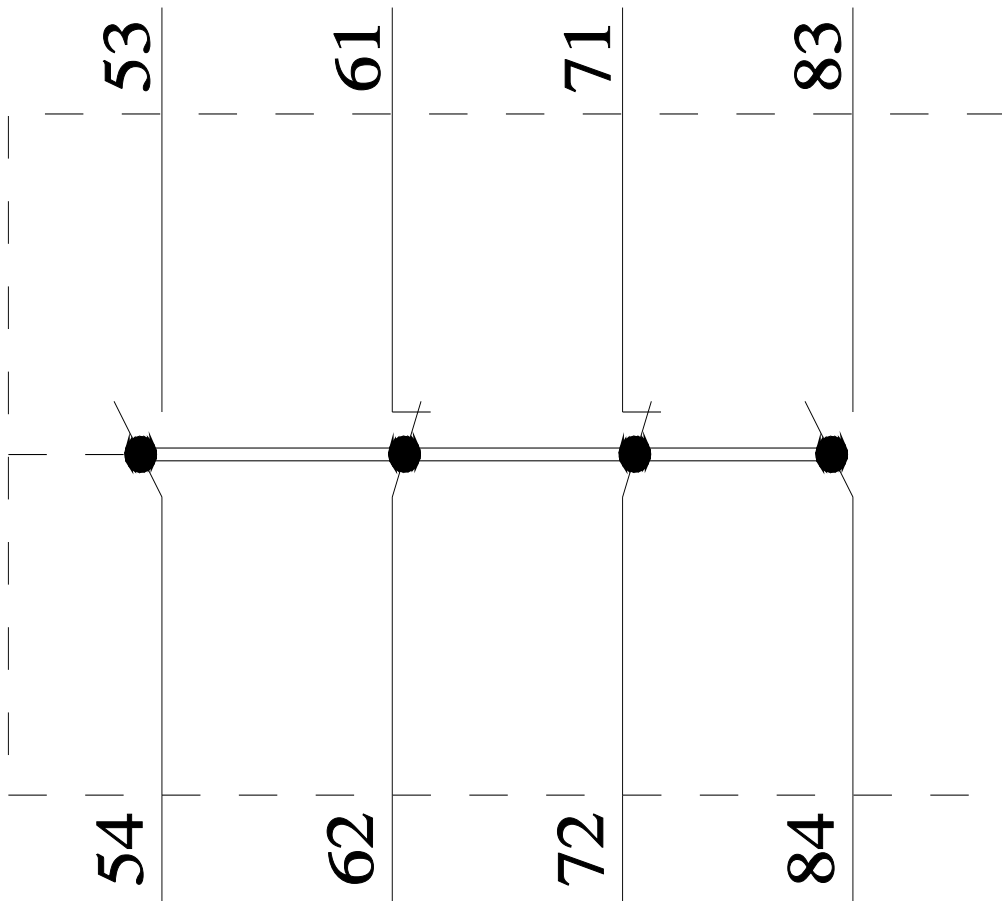
Service&Support (Manuals, Certificates, Characteristics, FAQs,...)

<https://support.industry.siemens.com/cs/ww/en/ps/3RH2911-2GA22>

Image database (product images, 2D dimension drawings, 3D models, device circuit diagrams, EPLAN macros, ...)

[https://www.automation.siemens.com/bilddb/cax\\_de.aspx?mlfb=3RH2911-2GA22&lang=en](https://www.automation.siemens.com/bilddb/cax_de.aspx?mlfb=3RH2911-2GA22&lang=en)





last modified:

9/8/2025 