





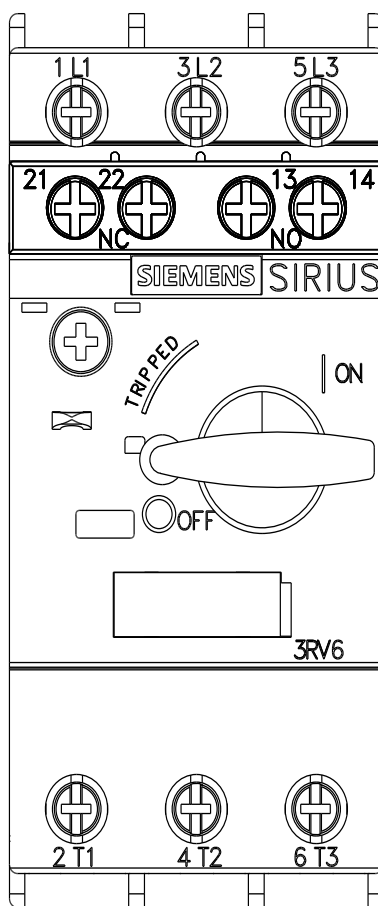
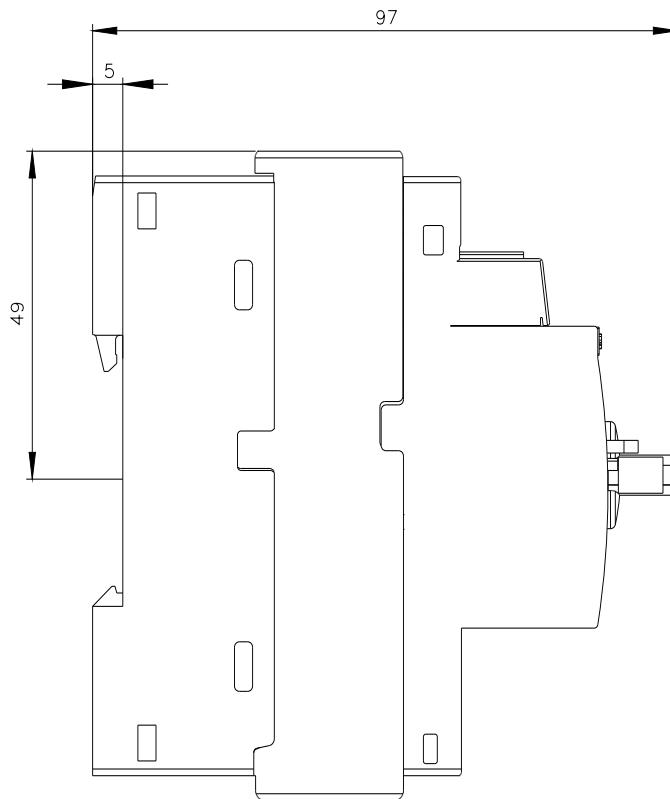
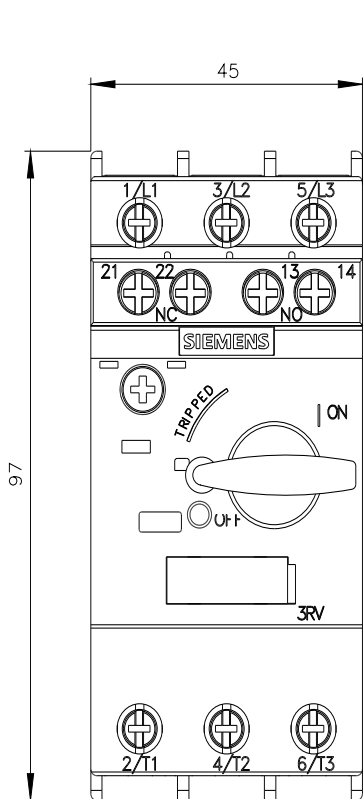


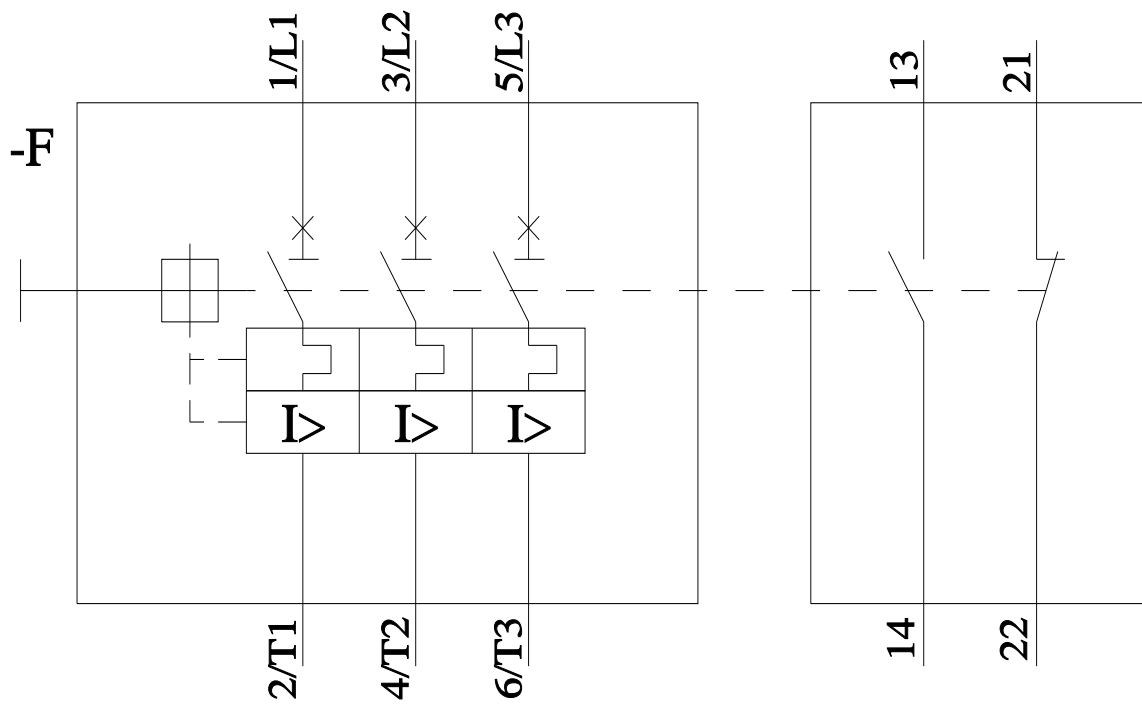


Circuit breaker 5 A A-release 3.5...5 A, N-release 65 A, for motor protection, class 10, screw connection, standard switching capacity w. transverse AUX. switch

product brand name	SIRIUS
product designation	Circuit breaker
design of the product	for motor protection
product type designation	3RV6
General technical data	
size of the circuit-breaker	S00
power loss [W] total typical	6 W
power loss [W] for rated value of the current at AC in hot operating state per pole	2.4 W
type of calculation of power loss current-dependent	quadratic
insulation voltage with degree of pollution 3 at AC rated value	690 V
surge voltage resistance rated value	6 kV
shock resistance according to IEC 60068-2-27	25 g / 11 ms
Substance Prohibitance (day/month/year)	05/01/2012
SVHC substance name	Lead CAS-No. 7439-92-1
Net Weight	0.366 kg
Ambient conditions	
installation altitude at height above sea level maximum	2 000 m
ambient temperature	
• during operation	-20 ... +60 °C
• during transport	-50 ... +80 °C
relative humidity during operation	10 ... 95 %
Main circuit	
number of poles for main current circuit	3
adjustable current response value current of the current-dependent overload release	3.5 ... 5 A
operating voltage	
• rated value	690 V
• at AC-3 rated value maximum	690 V
operating frequency rated value	50 ... 60 Hz
operational current rated value	5 A
operational current at AC-3 at 400 V rated value	5 A
operating frequency at AC-3 maximum	15 1/h
Auxiliary circuit	
design of the auxiliary switch	transverse
Protective and monitoring functions	
trip class	CLASS 10
design of the overload release	thermal
maximum short-circuit current breaking capacity (I _{cu}) at AC at 400 V rated value	100 kA

operating short-circuit current breaking capacity (Ics) at AC at 400 V rated value	100 kA				
response value current of instantaneous short-circuit trip unit	65 A				
Short-circuit protection					
product function short circuit protection	Yes				
design of the short-circuit trip	magnetic				
Installation/ mounting/ dimensions					
mounting position	any				
fastening method	screw and snap-on mounting onto 35 mm DIN rail according to DIN EN 60715				
height	97 mm				
width	45 mm				
depth	97 mm				
required spacing for grounded parts					
<ul style="list-style-type: none"> forwards backwards upwards at the side downwards 	0 mm 0 mm 50 mm 30 mm 50 mm				
Connections/ Terminals					
type of electrical connection					
<ul style="list-style-type: none"> for main current circuit for auxiliary and control circuit 	screw-type terminals screw-type terminals				
arrangement of electrical connectors for main current circuit	Top and bottom				
type of connectable conductor cross-sections for main contacts					
<ul style="list-style-type: none"> solid or stranded finely stranded with core end processing 	2x (0,75 ... 2,5 mm ²), 2x 4 mm ² 2x (0.5 ... 1.5 mm ²), 2x (0.75 ... 2.5 mm ²)				
type of connectable conductor cross-sections					
<ul style="list-style-type: none"> for auxiliary contacts <ul style="list-style-type: none"> — solid or stranded — finely stranded with core end processing for AWG cables for auxiliary contacts 	2x (0.5 ... 1.5 mm ²), 2x (0.75 ... 2.5 mm ²) 2x (0.5 ... 1.5 mm ²), 2x (0.75 ... 2.5 mm ²) 2x (20 ... 16), 2x (18 ... 14)				
tightening torque					
<ul style="list-style-type: none"> for main contacts with screw-type terminals for auxiliary contacts with screw-type terminals 	0.8 ... 1.2 N·m 0.8 ... 1.2 N·m				
Electrical Safety					
protection class IP on the front according to IEC 60529	IP20				
touch protection on the front according to IEC 60529	finger-safe, for vertical contact from the front				
Approvals Certificates					
General Product Approval	Test Certificates				
 Confirmation	   Type Test Certificates/Test Report				
	CCS (China Classification Society)	Miscellaneous	Confirmation		Environmental Confirmations
Maritime application	other	Environment			
Further information					
Service&Support (Manuals, Certificates, Characteristics, FAQs,...) https://support.industry.siemens.com/cs/products?pnid=16027&lc=en-CN					





last modified:

5/16/2026 