

Siemens
EcoTech



Miniature Circuit Breaker Measuring RCM / EM Communication AC 230V 6kA, 1+N pole, C, 32A Please consider Radio approval! List of countries: see Certificates

Model	
product brand name	SENTRON
product designation	Miniature circuit breaker
design of the product	Miniature circuit breaker COM compact
product version	Notice! This is NOT a device with a residual-current protection function. This device must never be used instead of an RCD.
type of measured value detection	completely
General technical data	
design of pole	1P+N
apparent power consumption of the power supply	1.4 VA
tripping characteristic class	C
mechanical service life (operating cycles) typical	10 000
electrical endurance (operating cycles) at AC load in the mean value	7 500
measurable line frequency initial value	45 Hz
measurable line frequency full-scale value	65 Hz
overvoltage category	3
degree of pollution	2
frequency with radio transmission minimum	2 400 MHz
frequency with radio transmission maximum	2 483.5 MHz
status display of the measured data	voltage, current, residual current, active power, apparent power, reactive power, active energy, line frequency, power factor, temperature, switching cycles, operating hours, tripping, warnings
Voltage	
type of voltage of the operating voltage	AC
insulation voltage (Ui) at AC rated value	285 V
supply voltage with single-phase operation at AC rated value	230 V
<ul style="list-style-type: none"> ● operational current <ul style="list-style-type: none"> — at 30 °C rated value — at 40 °C rated value — at 50 °C rated value — at 55 °C rated value — at 60 °C rated value ● operational current at AC rated value 	<ul style="list-style-type: none"> 32 A 29.21 A 24.44 A 26.13 A 22.63 A 32 A
measurable current at AC	





<ul style="list-style-type: none"> initial value 	0.04 A
<ul style="list-style-type: none"> full-scale value 	66 A
reference current (Iref) 1 at AC rated value	32 A
Supply voltage	
supply voltage	
<ul style="list-style-type: none"> at AC 	230 V
value range of the supply voltage frequency	50/60 Hz
operating voltage	
<ul style="list-style-type: none"> minimum 	120 V
<ul style="list-style-type: none"> with single-phase operation at AC maximum 	400 V
Protection class	
protection class IP	IP20, with connected conductors
protection class IP	
<ul style="list-style-type: none"> on the front 	IP40
<ul style="list-style-type: none"> rear side 	IP20
Breaking Capacity	
switching capacity current	
<ul style="list-style-type: none"> according to EN 60898 rated value 	6 kA
grid spacing	35 mm
energy limitation class	3
Dissipation	
power loss [W] for rated value of the current	
<ul style="list-style-type: none"> at AC in hot operating state per pole 	4.6 W
Residual current	
monitoring function of residual currents according to standard	DIN EN IEC 62020-1 (VDE 0663-1)
type of residual current monitoring	Type F
measuring channels with residual current	Base Frequency, Harmonics, Lowpass AC, Lowpass RMS, Bandpass, Highpass
measuring precision of the residual current	3mA...5mA: +/-30%; 5mA...1000mA: +/-15%
residual current at measuring range lower limit	0.003 A
residual current at measuring range upper limit	1 A
prewarning threshold of the residual current in factory setting	50 %
prewarning threshold of the residual current at setting range lower limit	50 %
prewarning threshold of the residual current at setting range upper limit	100 %
residual current alarm threshold in factory setting	0.015 A
residual current alarm threshold at setting range upper limit	0.3 A
residual current alarm threshold at setting range lower limit	0.007 A
frequency measuring range with residual current	<= 100kHz
Suitability	
suitability for use ammeter	Yes
suitability for use reactive power meter	Yes
suitability for use frequency meter	Yes
suitability for use voltmeter	Yes
suitability for use wattmeter	Yes
Product details	
product feature touch protection	Yes
product component	
<ul style="list-style-type: none"> combined terminal top 	No
<ul style="list-style-type: none"> combined terminal bottom 	No
<ul style="list-style-type: none"> neutral conductor switching 	Yes
product feature properties for main switches in accordance with EN 60204-1	No
product feature halogen-free	Yes
product feature sealable	Yes
product feature silicon-free	Yes
product extension installable supplementary devices	Yes
Product function	
product function	

• communication function	Yes
• other measurement function	Yes
Communication	
guideline via radio-controlled system	2014/53/EU
protocol is supported	Wireless protocol
Fault limits	
standards for error limits	based on IEC61557-12, IEC62053-22, IEC62053-23
relative symmetrical measurement uncertainty [%]	
• for measured variable current	0.5 %
• for measured variable electrical energy	1 %
Measuring inputs	
measurable supply voltage between (PE)N and L at AC	
• minimum	100 V
• maximum	400 V
measuring category for voltage measurement	CATIII according IEC 61010-2-030
measuring procedure for current measurement	TRMS
measuring procedure for voltage measurement	TRMS
Connections	
connectable conductor cross-section solid	
• minimum	0.75 mm ²
• maximum	16 mm ²
connectable conductor cross-section stranded	
• minimum	0.75 mm ²
• maximum	16 mm ²
connectable conductor cross-section finely stranded with core end processing	
• minimum	0.75 mm ²
• maximum	10 mm ²
tightening torque [lbf·in] with screw-type terminals	
• minimum	10.6 lbf·in
• maximum	17.7 lbf·in
tightening torque with screw-type terminals	
• minimum	1.2 N·m
• maximum	2 N·m
position of power supply cord	Any
Mechanical Design	
height	90 mm
width	18 mm
depth	76 mm
installation depth	70 mm
number of modular width units	1
fastening method	DIN rail
mounting position	any
Net Weight	142 g
Environmental conditions	
standard	IEC/EN60898-1, GB/T10963.1
standard for shocks	IEC 61373
standard for environmental sinusoidal oscillation check	IEC 60068-2-6
vibration resistance according to IEC 60068-2-6	Yes
ambient temperature during operation	
• minimum	-40 °C
• maximum	70 °C
ambient temperature during storage	
• minimum	-40 °C
• maximum	75 °C
number of test cycles for environmental testing according to IEC 60068-2-30	28
Environmental footprint	
Environmental Product Declaration (EPD)	Yes

global warming potential [CO2 eq] total	11.7 kg
global warming potential [CO2 eq] during manufacturing	0.916 kg
global warming potential [CO2 eq] during operation	10.8 kg
global warming potential [CO2 eq] after end of life	-0.102 kg
Siemens Eco Profile (SEP)	Siemens EcoTech

Approvals Certificates

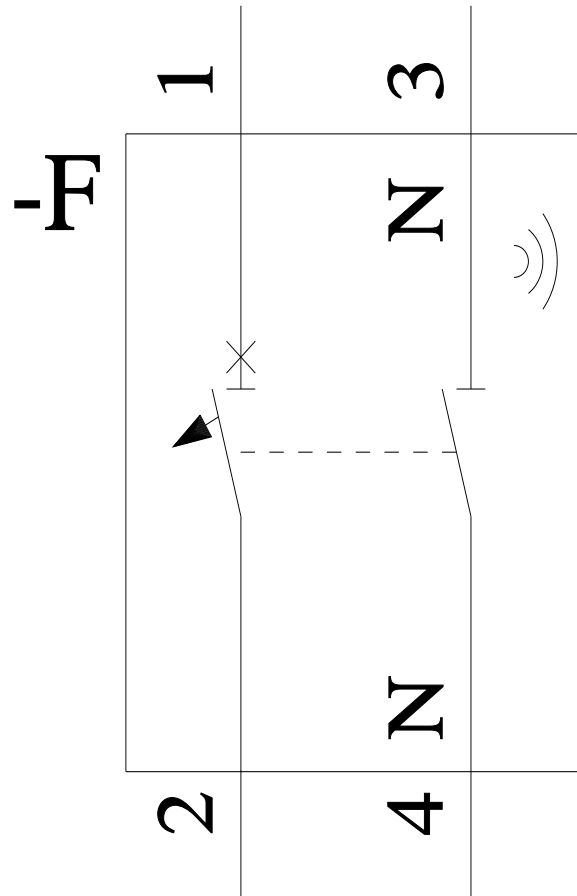
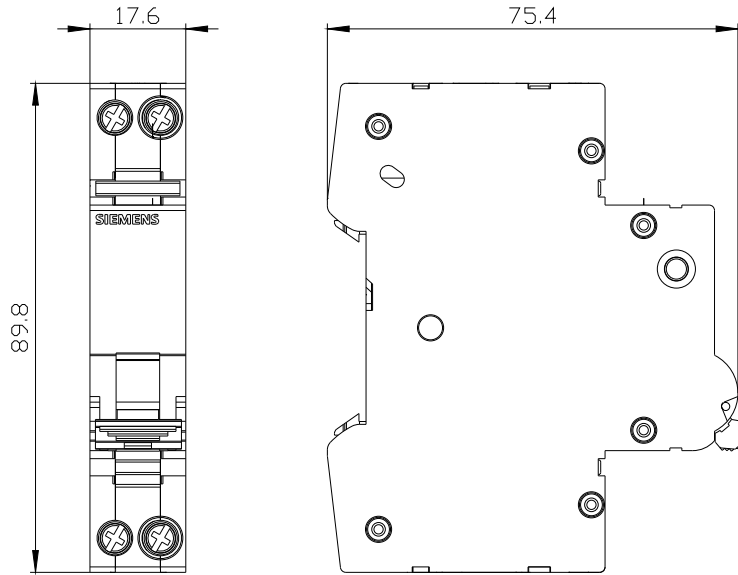
General Product Approval	Radio Equipment Type Approval Certificate	Test Certificates	other
Confirmation  	Miscellaneous 	Miscellaneous 	Miscellaneous 

other	Environment
Confirmation 	Environmental Confirmations   

Environment
Environmental Confirmations

Further information

- Information on the packaging
<https://support.industry.siemens.com/cs/ww/en/view/109813875>
- Information for data generation and storage
<https://support.industry.siemens.com/cs/ww/en/view/109995012>
- Information- and Downloadcenter (Catalogs, Brochures,...)
<https://www.siemens.com/lowvoltage/catalogs>
- Industry Mall (Online ordering system)
<https://mall.industry.siemens.com/mall/en/en/Catalog/product?mlfb=5SL6032-7MF>
- Service&Support (Manuals, Certificates, Characteristics, FAQs,...)
<https://support.industry.siemens.com/cs/ww/en/ps/5SL6032-7MF>
- Image database (product images, 2D dimension drawings, 3D models, device circuit diagrams, ...)
https://www.automation.siemens.com/bilddb/cax_en.aspx?mlfb=5SL6032-7MF
- CAX-Online-Generator
<https://www.siemens.com/cax>
- Tender specifications
<https://www.siemens.com/specifications>
- Characteristic curves
[https://curves.simaris.siemens.com/curves/<mmp_prod_noCOMP="HAUPT"></mmp_prod_no>](https://curves.simaris.siemens.com/curves/<mmp_prod_noCOMP=)



last modified:

7/22/2025 