



RCBO, 4.5 kA, 1P+N, Type AC, 300 mA, C-Char, In: 10 A, Un AC: 230 V, N left

Figure similar

Model	
product brand name	SENTRON
product designation	RCBO
design of the product	Instantaneous
General technical data	
number of poles	2
number of poles with protection	1
design of pole	1P+N
tripping characteristic class	C
mechanical service life (operating cycles) typical	10 000
overvoltage category	3
degree of pollution	2
Voltage	
type of voltage of the operating voltage	AC
insulation voltage (Ui) rated value	264 V
surge voltage resistance rated value	4 000 V
surge current resistance at (8/20) μ s	1 kA
tripping fault current rated value	300 mA
<ul style="list-style-type: none"> • operational current <ul style="list-style-type: none"> — at 30 °C rated value — at 40 °C rated value — at 45 °C rated value — at 50 °C rated value — at 55 °C rated value — at 60 °C rated value — at 65 °C rated value — at 70 °C rated value • operational current at AC rated value 	<ul style="list-style-type: none"> 10 A 9.5 A 9.3 A 9 A 8.7 A 8.5 A 8.1 A 7.7 A 10 A
residual current type	AC
Supply voltage	
supply voltage <ul style="list-style-type: none"> • at AC rated value • for testing equipment minimum 	<ul style="list-style-type: none"> 230/240 V 100 V
operating frequency	50 Hz
supply voltage frequency rated value	50 Hz
Protection class	
protection class IP	IP20, if the distribution board is installed, with connected conductors

Breaking Capacity	
switching capacity current	
• according to EN 60898 rated value	4.5 kA
• according to IEC 60947-2 rated value	5 kA
short-circuit current breaking capacity (I_{cn}) according to EN 61009-1 rated value	4.5 kA
rated residual switching capacity (I_{Δm}) according to IEC 61009-1	4.5 kA
energy limitation class	3

Dissipation	
power loss [W]	
• maximum	1.6 W

Product details	
product feature touch protection	Yes
product component neutral conductor switching	Yes
product feature halogen-free	Yes
product feature silicon-free	Yes

Connections	
connectable conductor cross-section solid	
• minimum	0.75 mm ²
• maximum	35 mm ²
connectable conductor cross-section stranded	
• minimum	0.75 mm ²
• maximum	35 mm ²
connectable conductor cross-section finely stranded with core end processing	
• minimum	0.75 mm ²
• maximum	25 mm ²
tightening torque with screw-type terminals	
• minimum	2.5 N·m
• maximum	3 N·m
position of power supply cord	Either top or bottom

Mechanical Design	
height	90 mm
width	36 mm
depth	77 mm
installation depth	70 mm
number of modular width units	2
mounting position	any
Net Weight	272 g

Environmental conditions	
influence of the surrounding temperature	Max. 95% humidity
ambient temperature during operation	
• minimum	-25 °C
• maximum	55 °C
ambient temperature during storage	
• minimum	-40 °C
• maximum	75 °C
number of test cycles for environmental testing according to IEC 60068-2-30	28

Approvals Certificates	
Environment	General Product Approval

[Environmental Con-
firmations](#)

[Environmental Con-
firmations](#)

[Miscellaneous](#)

[Miscellaneous](#)

[Confirmation](#)




General Product Approval	EMV	Test Certificates	other
---------------------------------	------------	--------------------------	--------------



[Special Test Certificate](#)

[Miscellaneous](#)

[Miscellaneous](#)

other			Railway		
Confirmation		Miscellaneous	Special Test Certificate	Confirmation	Transport Information

Further information

Information on the packaging

<https://support.industry.siemens.com/cs/ww/en/view/109813875>

Information for data generation and storage

<https://support.industry.siemens.com/cs/ww/en/view/109995012>

Information- and Downloadcenter (Catalogs, Brochures,...)

<https://www.siemens.com/lowvoltage/catalogs>

Industry Mall (Online ordering system)

<https://mall.industry.siemens.com/mall/en/en/Catalog/product?mlfb=5SU1653-1KL10>

Service&Support (Manuals, Certificates, Characteristics, FAQs,...)

<https://support.industry.siemens.com/cs/ww/en/ps/5SU1653-1KL10>

Image database (product images, 2D dimension drawings, 3D models, device circuit diagrams, ...)

https://www.automation.siemens.com/bilddb/cax_en.aspx?mlfb=5SU1653-1KL10

CAX-Online-Generator

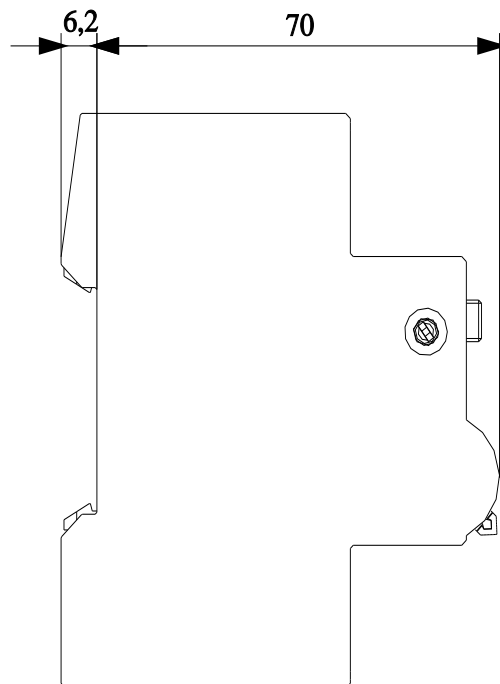
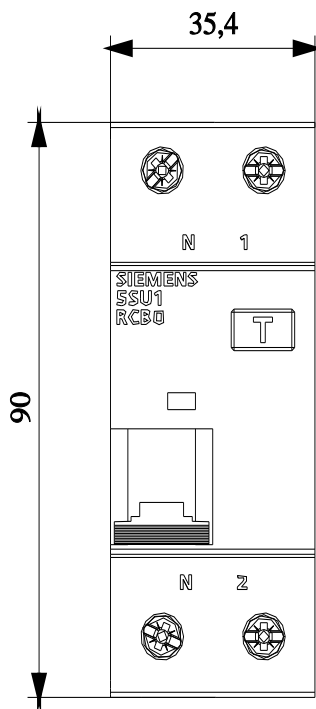
<https://www.siemens.com/cax>

Tender specifications

<https://www.siemens.com/specifications>

Characteristic curves

[https://curves.simaris.siemens.com/curves/<mmp_prod_noCOMP="HAUPT"></mmp_prod_no>](https://curves.simaris.siemens.com/curves/<mmp_prod_noCOMP=)



last modified:

7/22/2025 