






Fuseless motor starter Reversing operation 600VAC Size S0 0.7-1A 24V DC screw connection For snapping onto 60 mm busbar systems Type of coordination 2 IQ = 150 KA Also full fills type Of coordination 1 1NO+1NC (MSP) 1NO+1NC (per contactor)

| | |
|---|--|
| product brand name | SIRIUS |
| product designation | non-fused motor starter 3RA2 |
| design of the product | reversing starter |
| manufacturer's article number | |
| <ul style="list-style-type: none"> • of the supplied contactor • of the supplied circuit-breakers • of the supplied RS assembly kit • of the supplied busbar adapter • of the supplied link module | 3RT2023-1BB40 3RV2011-0JA15 3RA2923-1DB1 8US1251-5NT10 3RA2921-1BA00 |
| General technical data | |
| size of the circuit-breaker | S00 |
| size of load feeder | S0 |
| product extension auxiliary switch | Yes |
| insulation voltage with degree of pollution 3 at AC rated value | 690 V |
| degree of pollution | 3 |
| surge voltage resistance rated value | 6 kV |
| shock resistance according to IEC 60068-2-27 | 6 g / 11 ms |
| mechanical service life (operating cycles) of contactor typical | 10 000 000 |
| type of coordination | 2 |
| Substance Prohibition (day/month/year) | 03/01/2017 |
| Net Weight | 2.14 kg |
| Ambient conditions | |
| ambient temperature | |
| <ul style="list-style-type: none"> • during operation • during storage • during transport | -20 ... +60 °C -50 ... +80 °C -55 ... +80 °C |
| Main circuit | |
| number of poles for main current circuit | 3 |
| design of the switching contact | electromechanical |
| adjustable current response value current of the current-dependent overload release | 0.7 ... 1 A |
| operating voltage | |
| <ul style="list-style-type: none"> • rated value • at AC-3 rated value maximum | 690 V 690 V |
| operating frequency rated value | 50 ... 60 Hz |
| operational current at AC-3 at 400 V rated value | 0.85 A |
| operating power at AC-3 | |
| <ul style="list-style-type: none"> • at 400 V rated value • at 500 V rated value • at 690 V rated value | 250 W 370 W 550 W |
| Control circuit/ Control | |
| control supply voltage at DC rated value | 24 V |
| holding power of magnet coil at DC | 5.9 W |
| Auxiliary circuit | |
| number of NC contacts for auxiliary contacts | 3 |
| number of NO contacts for auxiliary contacts | 3 |
| Protective and monitoring functions | |
| trip class | CLASS 10 |

| | | | |
|--|---|---|------------------------------|
| design of the overload release | thermal (bimetallic) | | |
| response value current of instantaneous short-circuit trip unit | 13 A | | |
| UL/CSA ratings | | | |
| yielded mechanical performance [hp] | | | |
| <ul style="list-style-type: none"> • for 3-phase AC motor <ul style="list-style-type: none"> — at 575/600 V rated value | 0.5 hp | | |
| Short-circuit protection | | | |
| product function short circuit protection | Yes | | |
| design of the short-circuit trip | magnetic | | |
| conditional short-circuit current (I_q) | | | |
| <ul style="list-style-type: none"> • at 400 V according to IEC 60947-4-1 rated value | 153 000 A | | |
| Installation/ mounting/ dimensions | | | |
| mounting position | vertical | | |
| fastening method | for snapping onto 60 mm busbar systems | | |
| height | 260 mm | | |
| width | 90 mm | | |
| depth | 165 mm | | |
| required spacing | | | |
| <ul style="list-style-type: none"> • for grounded parts <ul style="list-style-type: none"> — forwards — backwards — upwards — at the side — downwards • for live parts <ul style="list-style-type: none"> — forwards — backwards — upwards — downwards — at the side | 10 mm 0 mm 30 mm 9 mm 10 mm 10 mm 0 mm 30 mm 10 mm 9 mm | | |
| Connections/ Terminals | | | |
| type of electrical connection for main current circuit | screw-type terminals | | |
| type of connectable conductor cross-sections for main contacts stranded | 1 ... 10 mm ² , 2x (2.5 ... 6 mm ²) | | |
| connectable conductor cross-section for main contacts finely stranded with core end processing | 1 ... 6 mm ² | | |
| Safety related data | | | |
| proportion of dangerous failures with high demand rate according to SN 31920 | 73 % | | |
| B10 value with high demand rate according to SN 31920 | 1 000 000 | | |
| Electrical Safety | | | |
| protection class IP on the front according to IEC 60529 | IP20 | | |
| touch protection on the front according to IEC 60529 | finger-safe, for vertical contact from the front | | |
| Approvals Certificates | | | |
| Environment | General Product Approval | For use in hazardous locations | other |
| Environmental Confirmations |   |   | Confirmation |
| other | Dangerous goods | | |
| Confirmation |  | Transport Information | |
| Further information | | | |

Information on the packaging

<https://support.industry.siemens.com/cs/ww/en/view/109813875>

Information for data generation and storage

<https://support.industry.siemens.com/cs/ww/en/view/109995012>

Information- and Downloadcenter (Catalogs, Brochures,...)

<https://www.siemens.com/ic10>

Industry Mall (Online ordering system)

<https://mall.industry.siemens.com/mall/en/en/Catalog/product?mlfb=3RA2225-0JD23-0BB4>

Service&Support (Manuals, Certificates, Characteristics, FAQs,...)

<https://support.industry.siemens.com/cs/ww/en/ps/3RA2225-0JD23-0BB4>

Image database (product images, 2D dimension drawings, 3D models, device circuit diagrams, EPLAN macros, ...)

https://www.automation.siemens.com/bilddb/cax_de.aspx?mlfb=3RA2225-0JD23-0BB4&lang=en

Cax online generator

<https://support.automation.siemens.com/WW/CAXorder/default.aspx?lang=en&mlfb=3RA2225-0JD23-0BB4>

Characteristic curves

[https://curves.simaris.siemens.com/curves/<mmp_prod_noCOMP="HAUPT"></mmp_prod_no>](https://curves.simaris.siemens.com/curves/<mmp_prod_noCOMP=)

last modified:

4/4/2026 